

Cheaper, faster, cleaner

– Speeding up distributed solar solutions
to meet development and climate goals

April 2019

Interreg
Sverige-Norge
Europeiska regionutvecklingsprogrammet



ZERO



NORWEGIAN CHURCH AID
actalliance

eco
INSIDE

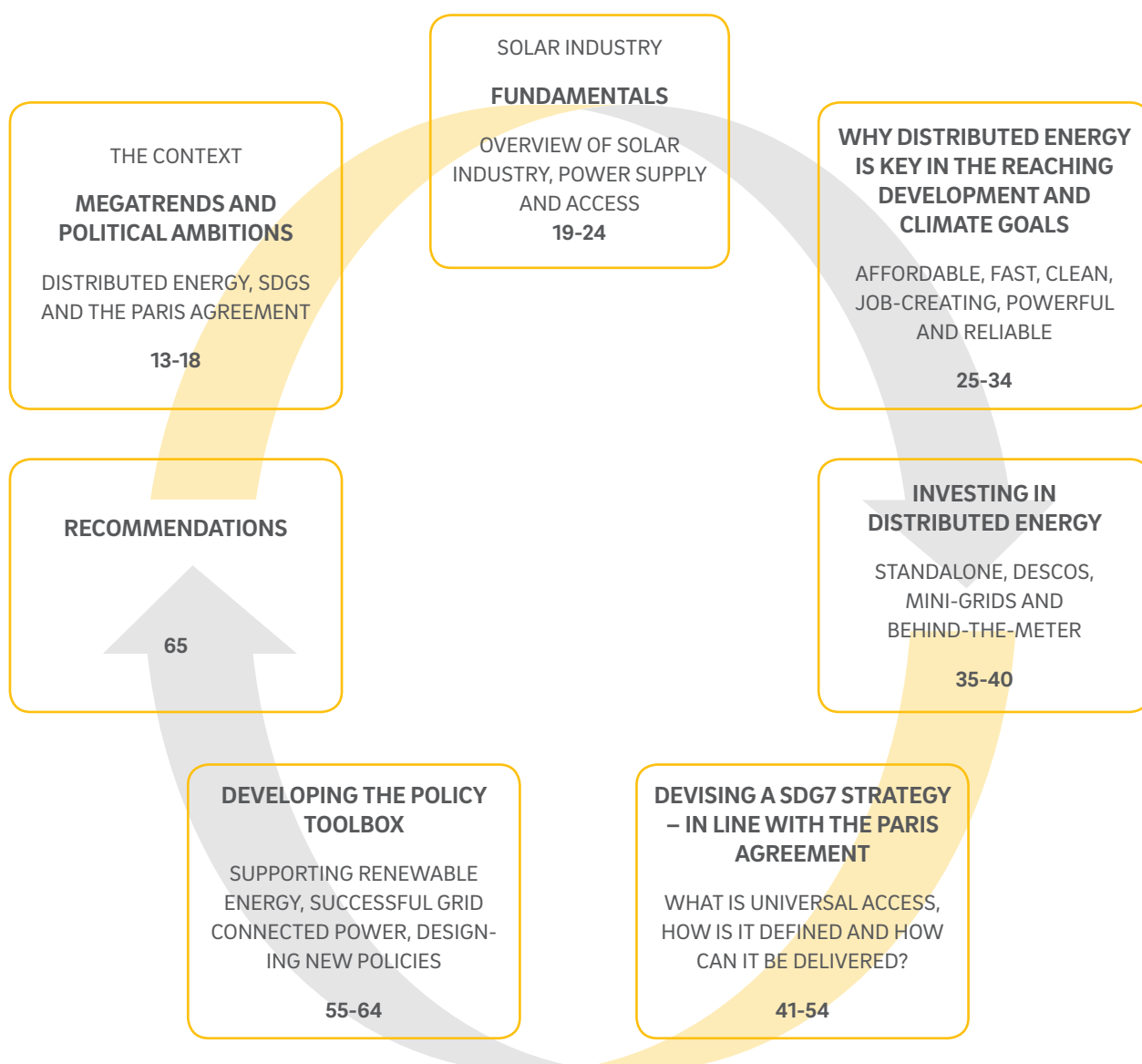
SOLAR
ENERGY
CLUSTER-NORWAY
ARENA



ABOUT THE REPORT

Much research has been done on the potential of distributed energy in recent years. Still, scenarios by e.g. International Energy Agency (IEA, 2017) and McKinsey (McKinsey, 2015) indicate that current priorities and strategies will leave most of today's unelectrified population still living in the dark in 2030, mainly in Sub-Saharan Africa. The scenarios also show that renewable energy is expected to remain a limited and even shrinking share of the energy mix - below 20% in Sub-Saharan Africa in 2030 compared to above 20% in 2010 (McKinsey, 2015).

Rather than providing primary research, this report aims to bring together the key building blocks, and provide some fresh perspectives, to help point a new way forward for policy makers and investors. This report provides recommendations on how a shift in focus and a step-change in public support for distributed solar solutions can increase the development and climate impacts of the public funding available. Our analysis shows that from both development, climate and financing points of view, distributed energy solutions are the key to achieving development and climate goals in tandem.







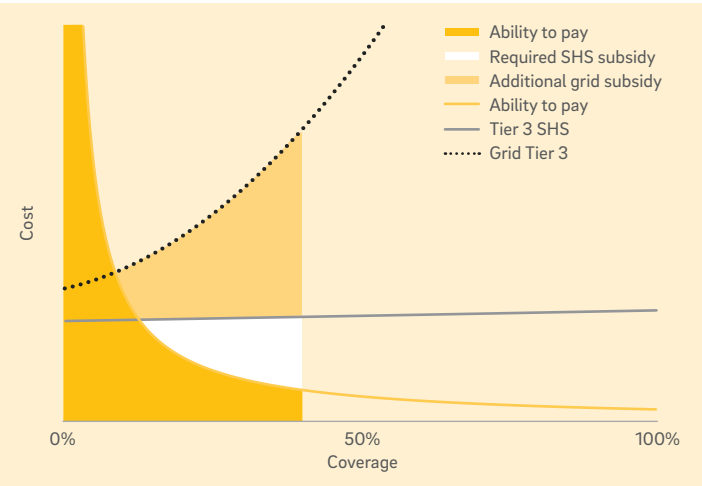
EXECUTIVE SUMMARY:

DISTRIBUTED ENERGY SOLUTIONS

- Distributed energy is a global megatrend and distributed energy is part of the end game – both in developed and developing countries
- Distributed and off-grid renewable energy solutions are fast, clean and cost effective compared with conventional electrification by grid development
- Scaling distributed and off-grid energy solutions is the key to effectively achieving both development (SDG7) and climate (Paris) goals
- Grid extension projects should be limited until power tariffs are cost reflective

NORWAY AND DISTRIBUTED SOLAR SOLUTIONS

- Distributed energy will be BIG and Norway should be prepared to take an active role
- Norway has strong expertise within solar which has the largest potential in distributed energy
- Norway has a strong cluster of distributed energy companies compared to the other Nordic countries
- Norway targets a high share of its ODA budgets to clean energy and has potential to be a global leader in in promoting distributed energy solutions in developing countries.



THE NEED FOR NEW AND STRONGER INCENTIVES

- The main objective of policy measures and incentives is to strengthen bankability and drive down financing cost for clean energy.
- Distributed and off-grid solutions must receive the same level of public effort and support as grid-connected power generation and grid extension projects
- Policy makers must update the set of metrics used to prioritize efforts and measure progress to better reflect the new world energy picture
- The fact that stand-alone solar solutions are the most cost effective and has the highest financial sustainability does not mean they are commercially viable or attractive alone.
- Delivering on the universal access objective by 2030 is not commercially attractive for private sector without stronger incentives, but it is possible for distributed energy service companies (DESCOs) to do more with less compared to grid power.

NEW INCENTIVES REQUIRED FOR DISTRIBUTED ENERGY

To strengthen the bankability of distributed projects, policy measures are needed at both ends of the value chain, and we suggest the following:

- A guarantee facility to strengthen the repayment credibility to debt providers.
- For distributed energy there is a need for mechanisms to better mitigate the default risks and increase revenue predictability.
- Partial investment subsidies; smaller than - but similar to - grid distribution.



THREE REASONS WHY DISTRIBUTED ENERGY SOLUTIONS ARE THE KEY

Distributed solar solutions are cost efficient

Distributed and off-grid solutions provide rural households, businesses and community services access to electricity at a lower cost than grid power

For grid power, the main cost is the grid, not the power plants

For every dollar invested in renewable energy generation on the grid, four dollars in public spending is needed to extend the grid

Solar PV's distributed ability, combined with super-efficient appliances and cheaper storage, has made it cheaper to distribute the PV panels than distributing power through a grid

The cost of a grid connection is now in most cases 3-10 times higher than for a high-quality stand-alone solution delivering the same electricity service to the user

Distributed solar solutions are fast to implement

Distributed solutions are infrastructure-light and a motor bike travels faster than the grid extends

Grid extensions are large infrastructure projects taking many years, while most distributed solutions are quickly distributed by car or motorbike

Commercial markets can deliver all elements in the distributed supply chain, with much lower financial incentives than currently provided to grid power

Distributed solutions can provide electricity access cheaper and quicker, enabling us to achieve SDG7 with the currently available funding

Distributed solar solutions are clean

Distributed solar energy solutions deliver 100% renewable power, while grid power has - and will for a long time have - a high share of fossil fuels in the mix

In many countries, the grid has, and will continue to need, a fossil fuel baseload to operate properly

Every new household connected to the grid will increase the demand for fossil power capacity

For every new household connected to the grid, we therefore lock in fossil fuels for the long run

PREFACE BY ZERO

About ZERO:

The Zero Emission Resource Organization (ZERO) is the leading Norwegian environmental organization dedicated to reducing climate change by promoting zero emission energy solutions, bridging the gap between business and politics.

The world is in a desperate hurry to stop climate change. The poorest countries will suffer the worst consequences, and the next few years will determine whether all the progress made in the fight against poverty will be reversed by the effects of extreme weather, floods and droughts.

At the same time, close to a billion people still lack basic electricity. Access to energy is a precondition to grow out of poverty, but if developing countries follow in the fossil footsteps of countries before them, it will be impossible to stop climate change. Providing a better alternative based on renewable sources should thus be a top priority of our climate and development policies.

Luckily, the fast development and sinking costs of solar energy, batteries, energy efficient appliances and mobile technology open new opportunities for access to energy in a way that is both cheap and fast, and most importantly, clean. Building more large scale renewable power production is still necessary to outcompete fossil alternatives, but distributed solutions will have to play a key role in helping large parts of the world's population leapfrog to a 100% renewable future in time.

We hope that this report will help governments, businesses and investors to understand the opportunities offered by distributed energy and how we can contribute to speeding up the use of them in our common efforts to solve the greatest challenge of our times.

PREFACE BY NORWEGIAN CHURCH AID

About Norwegian Church Aid:

Norwegian Church Aid is one of Norway's biggest aid organization, which provide emergency assistance in disasters, work for long-term development in local communities and address the root causes of poverty. We advocate for just decisions by public authorities, business and religious leaders.

Addressing the issue of increased access to renewable energy is of great importance to not only the fight against climate change, but also the fight against poverty in most developing countries. Much of the world's poor population live in rural areas without easy access to reliable electricity. Hence, rural electrification is a way for the majority of the population to move towards attaining energy security and enhancing social welfare. The extreme poverty found in rural areas is related to the lack of income opportunities. Productive use of electricity will help reduce this poverty by providing alternative sources of livelihood.

Many rural communities depend on traditional fuels (fuel wood, charcoal, etc.) for their necessary cooking and water heating and on kerosene for lighting. The reliance on fuel wood is having an adverse impact on forests and watersheds, and their access to these energy sources is increasingly limited. At the same time, the burning of these fuels has severe consequences on the health of women and children in particular, through extensive indoor air pollution.

The sources of tomorrow's greenhouse gas emission are created today. Developing countries are entitled to increase their energy production and consumption considerably. However, with the backdrop of climate change, we must create a viable infrastructure for the use and maintenance of renewable energy sources such as solar energy, also in areas that has been regarded difficult to electrify. This is of great importance, both to the developing countries themselves and to the world as such.

PREFACE BY NORWEGIAN SOLAR ENERGY CLUSTER

About the Norwegian Solar Energy Cluster:

The Norwegian Solar Energy Cluster is a national cluster for the solar energy sector in Norway, consisting of more than 85 industrial partners, 9 major R&D institutions and public partners within the Norwegian solar energy sector. Our aim is to strengthen the Norwegian partners' innovation capacity and competitiveness, and to supply both markets at home and abroad with clean, renewable and sustainable solar energy.

Norway has a long history of electrification in developing countries, within the construction of hydropower and grid extension projects. But the energy landscape is changing, and a mix of different electrification solutions are emerging. Grid extension is no longer always the preferred or most cost optimal alternative. Norway also has a proud and more recent history within the solar industry, being able to deliver silicon with the lowest CO2 footprint in the world. Combined with world class expertise within ICT and digitalization, and a long experience working in Africa, Norwegian companies have a unique opportunity to take a market share in the exciting and growing off-grid market.

The Norwegian off-grid community includes expertise within development of battery and PV technology, developers and distributors of off-grid solar products (lanterns, solar home systems, and mini-grids), software solution providers, consultancy companies, and investor companies focusing on off-grid and impact investments. Our experience is that Norwegian competence within renewable energy is sought-after in our partner countries.

But the off-grid companies need to see public money and support schemes more easily available, and at par with what is provided to traditional large-scale energy projects, and that of more traditional grid solutions, particularly during the scale-up phase. Off-grid businesses are furthermore directly exposed to end-users' ability to pay, making their revenue model considerably more vulnerable. Employing measures to reduce this risk, would attract more private capital and speed up electrification efforts.

KEYWORDS AND ABBREVIATIONS

Keyword	Explanation
AI	Artificial intelligence
Base load	The permanent minimum load that a power supply system is required to deliver
Peak load	The maximum of electrical power demand over a defined period
Behind-the-meter [solutions]	Electricity produced (and consumed) onsite. For example, rooftop PV systems.
CAPEX	Capital expenditures. Investment
Captive energy	Electricity produced and (mainly) consumed at same location. Could be grid connected. See also behind-the-meter
DESCO	Distributed energy service company
Distributed energy	Electricity consumed close to where it is produced, usually in many different and small sites.
EPC	Engineering – Procurement – Construction. Often in relation to building a power plant
ESMAP multi-tier framework	Energy Sector Management Assistance Program's classification of energy access levels. From Tier 0 (no access) to Tier 5 (virtually uninterrupted high power)
FiT	Feed-in tariff. Payment per kWh for delivered electricity
FMCG	Fast-moving consumer goods
Generation	Electricity generation refers to the production of electricity, for example at a power plant
Genset	Fossil-fueled generator set that produces electricity.
GET FiT	Support programme for installation of new power generation using feed-in tariffs.
GHG	Greenhouse gas. Gases that have an impact on global warming
CO ₂	Carbon dioxide. The primary greenhouse gas
GOGLA	Global Off-Grid Lighting Association. Umbrella organisation for companies and organisations operating in the off-grid sector.
Grid	Electricity grid. Short for centrally produced power delivered through power lines (transmission and distribution networks).
HH	Household
I&C	Industry & commercial
IEA	International Energy Agency
IoT	Internet of things
IPP	Independent power producer. Power generation company that delivers electricity to utility/grid. Examples are solar powered, coal-fired and nuclear plants
IT	Information technology
kW – MW - GW	Power output measured in (kilo/Mega/GigaWatt). Denotes magnitude of power generation.
kWh – MWh – GWh	(kilo/Mega/Giga)Watt hour. Energy unit referring to one hour at a given power (see kW). Denotes energy produced/delivered.
LCC	Lifecycle cost
LCOE	Levelised Cost of Electricity. Measure of a power source that allows comparison of used for consistently comparing cost of different methods/sources of grid electricity generation onto feed a consistent basis/grid.
Lithium	Lithium is a chemical element, and the central element in modern lightweight rechargeable batteries used in electric vehicles and solar home systems.
MFI	Microfinance Institution. Institution providing financial services targeted at individuals and small businesses that lack access to conventional banking and related services.

Mini-grid	Small electricity network powering a limited number of units/households, using one or more electricity sources. Usually not connected to the main grid.
Mobile money	Provision of payment services using "accounts" on mobile phones.
NGO	Non-governmental organization
O&M	Operation and maintenance. Used to denote cost of operating a unit [power plant/grid]
Off-grid	Electricity that is produced and consumed outside grid
OPEX	Operating expenditures, as opposed to capital expenditures (CAPEX)
Overnight cost	The cost of a construction project if no interest was incurred during construction, as if the project was completed "overnight." The overnight cost is frequently used when describing power plants.
PAYGO	Pay-as-you-go solar company, selling solar home systems via a combination of a limited upfront payment and regular 'top-ups' that the customer transfers via mobile money. Business model based on giving credit to customers.
Pico	In this context pico solar denotes the smallest, often portable solar photovoltaic system. Pico is an SI unit corresponding to 10 ⁻¹² .
Power evacuation infrastructure	Power evacuation is a critical function that allows generated power to be immediately evacuated to the grid for distribution
PPA	Power purchase agreement. Agreement that regulates sales of power between IPP and utility.
PPP	Public-private partnerships
PV	Photovoltaic
RBF	Results-based financing or payment upon delivery of pre-agreed results. A funder disburses funds to all eligible providers of a defined good/service provided that it is independently verified that the provider in question has achieved certain pre-determined results. The fund recipient has flexibility as to how to achieve these results.
REEEP	Renewable Energy and Energy Efficiency Partnership. International organisation that advances markets for renewable energy and energy efficiency with an emphasis on emerging markets and developing countries.
Roof-top solar	Solar panels installed on a roof-top
SDG	Sustainable development goals. A collection of 17 global goals set by the United Nations General Assembly in 2015 for the year 2030 concerning social, economic and environmental development issues.
SHS	Solar home system. A kit producing electricity from solar energy. A normal kit comprises a solar panel, battery, controller, lights and output for light loads such as mobile charging and radios. Larger SHS kits can power TVs and fans.
SME	Small and medium enterprises
SSA	Sub-Saharan Africa
Stand-alone	A system not integrated with other system, for example a solar rooftop system or a diesel fired power plant not connected to the grid.
T&D	Transmission and distribution. Transmission transfers high-voltage power from power plant to local transformers. Distribution transfers medium- and low-voltage power from transformers to end users.
TSO	Transmission system operator
UN	United Nations
UPS	Uninterruptible power supply. Power backup that kicks in when normal power fails.
Weak-grid	An electricity grid where carrying loads affect power quality
Wp	Watt-peak. Denotes the (max) output power achieved by a solar module under full solar radiation.



55924
E

THE CONTEXT: MEGATRENDS AND POLITICAL AMBITIONS

STATEMENT: The technology-driven process towards distributed energy and the policy-driven process towards development and climate goals can mutually benefit from each other and be aligned.



The distributed energy megatrend

A global megatrend towards distributed energy is here – now. Over the last decade, the world's energy picture has changed dramatically. Driven by technological innovations and price drops within solar PV panels, battery storage and other storage technologies, in mobile technology and in IT/IoT/AI/cloud-based device management, distributed energy solutions have become competitive and attractive. The future includes distributed, wireless and clean energy solutions.

The future includes distributed, wireless and clean energy solutions

The future energy mix includes both large power plants and smaller, distributed solutions.

The megatrend has fundamental implications for the way of providing electricity services to end-users and challenges the traditional utility model. In Europe, the US, Australia and other developed countries customers are installing on-site solar solutions (behind the meter) and have two-way integration with their utility. Combining centralized and decentralized power generation increases the robustness and stability of the grid system.

California leads the way in the US. There are currently over 900,000¹ stand-alone solar installations in California alone, of which around 65% are residential. Residential solar energy surplus can be sold back to the grid for a set tariff. A higher tariff for solar + storage was established in 2017/18 to allow customers to feed up to 1MW battery-backed power into the grid. This opens for substantial distributed generation and storage capacities which in turn reduces utility infrastructure upgrade cost.

Development brought forward by public money and support. Distributed, renewable electricity solutions, specifically in Germany, was initially stimulated heavily by public money and support so that customers started making preferred decisions on e.g. roof-top solar and electric cars. For instance, in Norway, with less annual sun-hours and low electricity prices, the company Otovo is successfully facilitating distributed roof-top behind the meter solar solutions to households.

The combination of these technological advancements has changed the world energy picture.

Most of the world's electricity infrastructure was developed at a time when the amount of electricity to be delivered to a household was much larger, and distributed generation and storage was extremely expensive compared to large-scale generation and grid distribution. While costs of distributed solutions have fallen by 70-90% (see separate section in this report), grid transmission and distribution have not seen the same cost reduction – being more linked to the price of metals like aluminium, steel and copper. In many parts of the world, local generation and storage of electricity has become the cost optimal solution for most of the unelectrified households, as well as for a substantial share of productive and community purposes.

The distributed energy megatrend is also emerging in developing countries. According to Bloomberg New Energy Finance (2018), well situated and equipped wind farms and solar parks are already as cheap as, or cheaper than, fossil fuel alternatives almost everywhere. Clean, distributed solutions are replacing grid as the primary energy source also in grid-connected areas (although diesel generators and/or grid prevail as evening generation and for backup). In weak-grid areas, autonomous power generation increases stability and predictability of the power supply. Moreover, stand-alone (off-grid) systems are sold in increasing numbers to households beyond the grid.

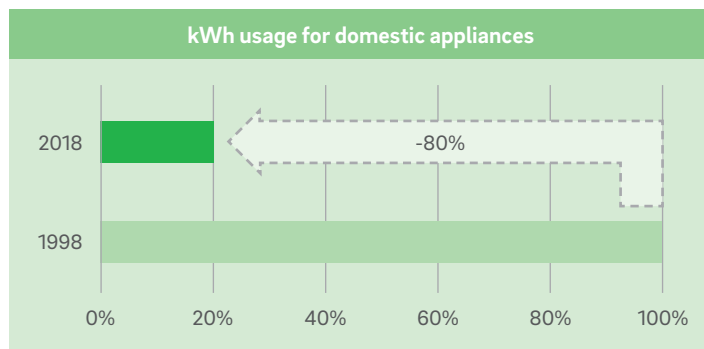
¹ <https://www.californiadgstats.ca.gov/>

Four key technological shifts that over the last years have created a new energy baseline:

Energy efficiency

80%

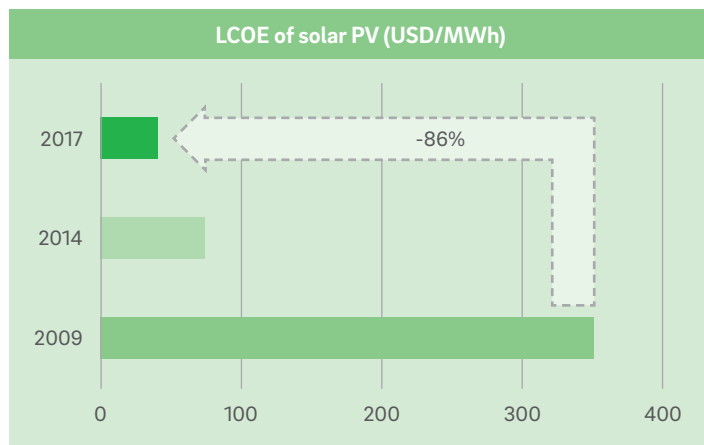
The amount of electricity needed to provide basic services has dropped about 80% over two decades. The energy required to provide the basic service levels to a household in rural Africa is today about 1 kWh/week – compared to 5 kWh/week when the centralized utility business model was developed. A key factor in this is the development of affordable LEDs, making it possible to provide basic light and TV with much less electricity than conventional light bulbs.



Solar PV

86%

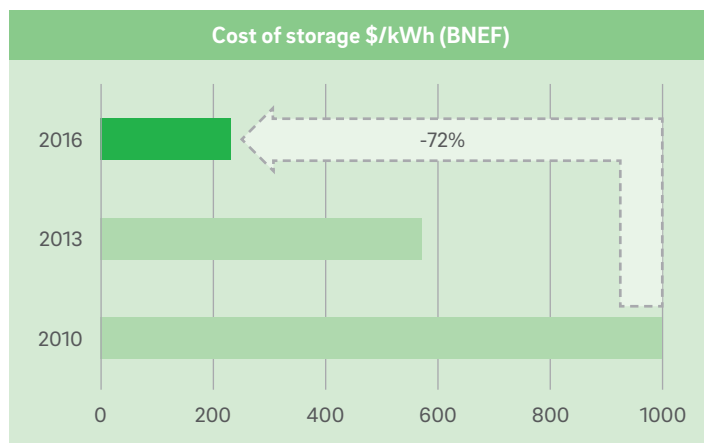
The cost of generating electricity from the sunlight has more than halved every three years over the latest decade (Lazard, 2017; PV Mag, 2018). The cost/Watt is still falling by almost 20% per half year (BNEF 2018-1). As the efficiency of a PV panel is the same on a roof-top as in a large plant, this technology is unique in its flexibility and suitability to generate electricity in smaller amounts where it is consumed.



Storage

72%

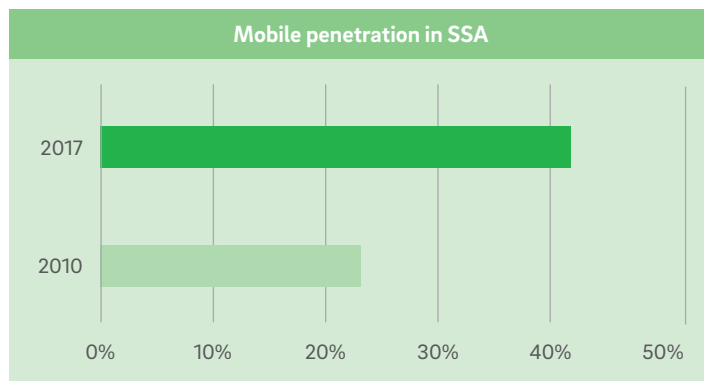
The cost of locally storing enough electricity for evening use has dropped by more than 72% the latest decade (BNEF 2018-2), due to the cost reductions of lithium-ion battery technology and its longer lifetime compared to lead acid batteries. With substantially smaller units, lower weight, less maintenance and economies of scale, distributed storage has become less expensive or challenging.



Mobile/IT

+76%

Wireless communication and mobile money have revolutionized customer interaction (GSMA, 2017). The ability to communicate digitally, receive payments electronically and remotely control distributed assets gives huge operational cost savings, opens for more assetbased financing and reduces risk of fraud. Wireless communication opens for large-scale wireless electricity distribution. Software/cloud-based business models are making distributed energy models commercially attractive and competitive.



80% less power consumption

80%

86% drop in solar module prices

86%

72% drop in storage cost

72%

76% increase in mobile coverage

+76%

The Sustainable Development Goals and the Paris Agreement

The global community made two major policy decisions in 2015 that set a strong guidance for public priorities that represent major changes to business as usual.

With distributed solar, energy and climate goals pull together

THE AGENDA FOR SUSTAINABLE DEVELOPMENT

In September 2015, the 2030 Agenda for Sustainable Development was approved by all United Nations member states, including 17 Sustainable Development Goals (SDGs) that shall act as guiding political ambitions. The SDG7 is to "ensure access to

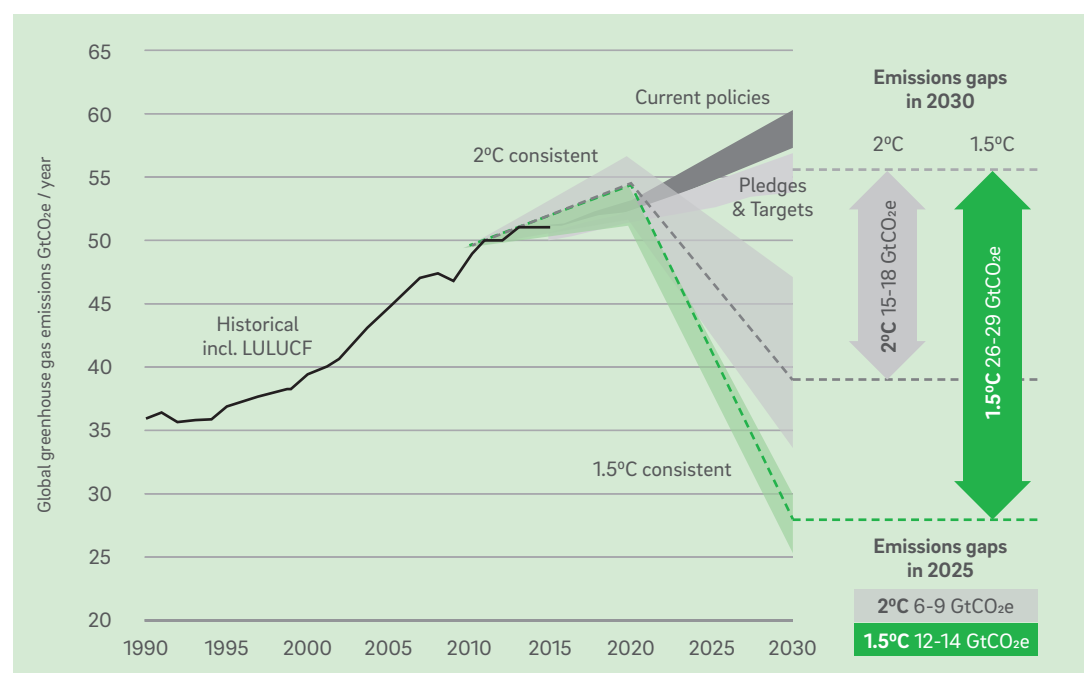
affordable, reliable, sustainable and modern energy for all" and is specified as follows:

- 7.1: By 2030, ensure universal access to affordable, reliable and modern energy services
- 7.2: By 2030, increase substantially the share of renewable energy in the global energy mix
- 7.3: By 2030, double the global rate of improvement in energy efficiency.

The SDGs are interconnected, and access to electricity is at the core of almost all SDGs. For instance, poverty reduction (SDG1), good health and well-being (SDG3), quality education (SDG4), clean water and sanitation (SDG6), decent work and economic growth (SDG 8) and climate action (SDG13) are all dependent on electricity access.

THE PARIS AGREEMENT

The Paris Agreement was adopted in Paris in December 2015 and shows the path towards a global warming limited to 1.50C above pre-industrial levels. The GHG emissions in 2018 are estimated to be around 52 Gt CO₂e, after rising 2.7% in 2018. As seen from the figure (Climate Action Tracker), the global GHG emissions must be significantly reduced from the current level to around 30Gt CO₂e in 2030 to be in line with the 1.50C target. Hence, the emissions must peak already in 2020 to be able to reach the target. However, pledges and targets made by countries so far only lead to a reduced growth in emissions, not a reduction. Continuing with business as usual, emissions in 2030 will be around 60 Gt CO₂e. As energy related emissions counts for more than 60%, actions need to be taken in this sector. As most of the new coal power plants are planned in developing countries (Urgewald, 2018), and that the total power demand will increase substantially in the developing world, the approach to universal access will make a difference.

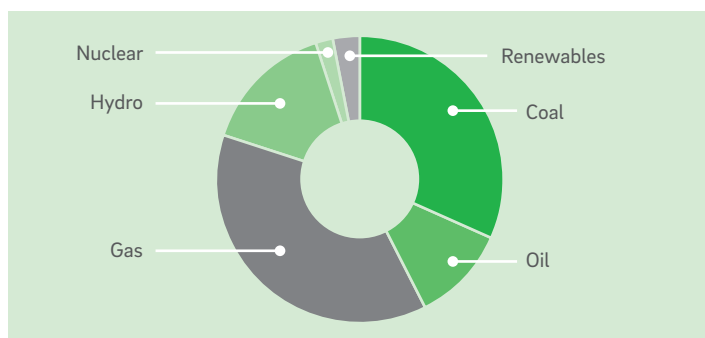


→ The "gap" range results only from uncertainties in the pledge projections. Gaps are calculated against the mean of the benchmark emissions for 1.5°C and 2°C

Source: Climate Action Tracker:
<https://climateactiontracker.org/global/cat-emissions-gaps/>

ACHIEVING DEVELOPMENT AND CLIMATE OBJECTIVES IN TANDEM

An estimated 1.1 billion people must obtain access to sustainable electricity services by 2030 if we are to achieve SDG 7 (IEA, 2017). However, our current path means almost 700 million people will still be without access to sustainable electricity in 2030. The main challenge in this respect is Sub-Saharan Africa. In addition, energy demand from commercial and industry in developing countries will increase substantially over the coming decade.



To meet this increased demand for power, both business as usual scenarios and new policy scenarios from e.g. IEA (2017) and McKinsey (2015) show that a substantial share of the increased energy demand will be met by new fossil fuels - even the majority in many parts of the developing world.

As such, development and climate goals can seem to be partly conflicting. However, radical technology shifts have provided us with a potential key. With distributed solar, energy access and climate goals can pull in the same direction. But it required a shift in policy, focus and direction for the energy development plans.



Power generation in Africa, 2016

Looking at the global energy mix not only as the energy provided through the grid, but also through distributed energy solutions, the energy mix will become significantly cleaner by adopting more distributed solutions. Their share will not be high in terms of TW installed capacity or TWh generated. However, as energy demands of households and numerous productive uses now can be met by energy-efficient appliances, PV panels on the roof and a battery on the wall, the amount of Watts and kilowatt-hours is irrelevant - as long as the service level is good and the electricity 100% renewable.

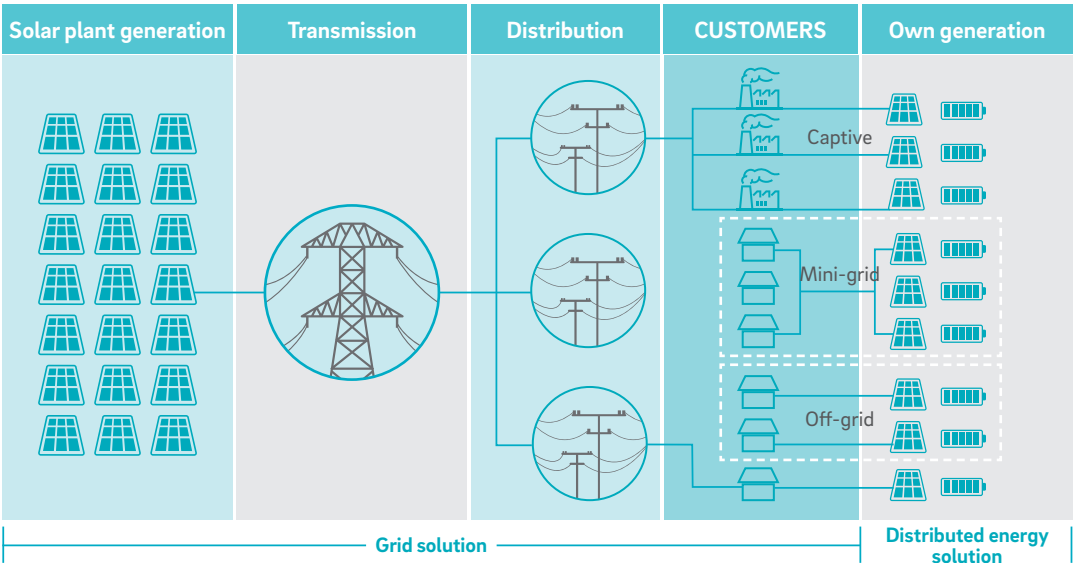
In this report, we will show why and how distributed solar solutions represent an attractive way of achieving SDG7 in line with the Paris objectives and hence why they must play a key role in the future of Norwegian and international ODA. We need a new path to the end game – and the end game is an integrated mix of grid power and an enormous amount of distributed energy solutions.



THE SOLAR INDUSTRY – FOUR FUNDAMENTALS




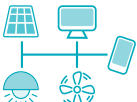






Distributed solar energy technology



Rather than connecting every end-user of energy to one central grid supplied by a number of large power plants, distributed energy is characterized by numerous, small(er) generation units ("stand-alone") - potentially interlinked to increase the robustness and decrease the vulnerability ("mini-grids") and potentially also with linked to the grid ("captive").

Energy solutions are called "distributed" when the generation of power is co-located with the consumption. The ability to distribute smaller physical power generation assets (e.g. PV panels or diesel generators) enables distributed energy solutions². The less you lose in cost and efficiency by moving the generation closer to the consumption, the more competitive the distributed solutions will be compared to grid power. Solar PV can be set up almost everywhere and its characteristics make sit very suitable for distributed electricity generation.

	Customer	Energy source up to now	Energy source from now onwards
OFF-GRID	Rural households	Candles, kerosene, nothing 	Pico: Lamps/small lighting SHS ¹ : DC 
	Community buildings, productive use	Diesel gen, lead acid battery 	Complete 1-50 kW AC PV systems (Lithium). Potentially appliances 
GRID & CAPTIVE	Commerce/Industrial (C&I)	Grid + diesel genset as backup 	Roof-top solar. Battery/diesel/grid as backup 
	Urban and industrial	Grid with fossil fuel 	Grid with fossil fuel and solar and/or roof-top solar in combination 

→ Power electronics, energy efficient appliances and IT/software are crucial to make offgrid solar work.


Distributed energy can be entirely disconnected from the grid or be integrated with it. Distributed energy can be either entirely disconnected ("off-grid") and avoid transmission and distribution infrastructure, or it can be solutions co-located with consumption but at the same time interacting with the central grid and optimizing the two sources of electricity. When the grid and distributed solutions co-exist and are interlinked, the distributed solutions are often referred to as "captive power production" or "behind the meter solutions".


² Typical sources of distributed energy generation in residential or industrial/commercial contexts include (but are not limited to) solar PV panels, small wind turbines, combined heat and power systems, municipal solid waste incineration, mini- or micro-hydropower, fuel cells, or different types of biomass combustion, or diesel generators. Hybrid solutions involving more than one of these sources also exist. This report concentrates on solar PV.

Distributed solutions often combine local energy generation and storage. PV and batteries together can provide a 24-hour energy supply comparable to that of a well-functioning grid. Lithium batteries are normally better suited for off-grid solutions than lead acid batteries as they can take more cycles, live longer and are generally maintenance free. The combination of solar PV (daytime collection/use) and battery (evening/night time use) as the primary source of electricity can work both as stand-alone and as backup for unstable grids with power outages.

The solar energy market is more than PV-panels. In addition to the PV panels, a number of technologies contribute to the entire solar energy service industry. Power electronics, storage solutions, energy efficient appliances, IT/software solutions and financing solutions are crucial to make distributed solar energy work. Hence, the fast-growing solar industry comprises many different companies and sectors.

		Is the payer also consuming the energy?		
Is the asset owner consuming the energy?		YES Customer is the end user	YES, but not all of it. Customer is Govt/ Utility/Donors and End users	NO Customer is Govt/ Utilities/Donors
	YES: Customer buys the PV panel (the asset)	PAYG companies: Sunami, Solar, Village, Differ		TENDER BUSINESS, cash sales; BRIGHT PRODUCTS W GIERTSEN
	YES, but not all of it		C&I captive/behind the meter w/financing: OTOVO, EMPOWER, W GIERTSEN	
	NO Customer buys kWh	MINIGRID with individual customers or without a PPA, e.g. SunErgy		IPP projects backed by PPA selling to utilities, e.g. Scatec Solar, Ocean Sun


 Higher number of smaller generation units
 Increasing number of financial counterparts


 DESCOs

Where solar companies meet end-customers. At the core of the solar industry is the companies providing products and services to end-users. As seen from a private sector point of view, companies can be structured along two key dimensions: i) what the company is selling – assets or energy, and ii) who the customer is – end-user or an intermediary. These dimensions are reflected in the figure below, exemplified with Norwegian companies. A business whose customers are the end-users is called a distributed energy service company (DESCO). One example of a DESCO is a pay-as-you-go (PAYGO) company that provides solar home systems (SHS) on a credit sale basis through lease-to-own agreements.

This report will take the upper left cell as a starting point. It represents the case most clearly different from the alternative of centralized grid and large-scale power plants (lower right cell) in terms of both what is sold and the type of customer risk.

Stand-alone products offered by PAYGOs, with technical and price info (Differ analysis):

Tier	Wp	Voltage	Wh battery	AC/DC	Cost	Price	Appliances to power
Lantern (T1)	<5	4	<15	DC	10	15	Light
SHS Tier1 (Pico)	5<X<20	3.6 or 12	15-100	DC	50	100	Light, charging, radio
SHS Tier 2	25<X<200	12	80-200+	DC	150-250	250-500	SHS Tier1 + TV or fan
SHS Tier 3	>200	12 or 24	>1000	AC/DC	700	1,000	SHS Tier2 + medium loads

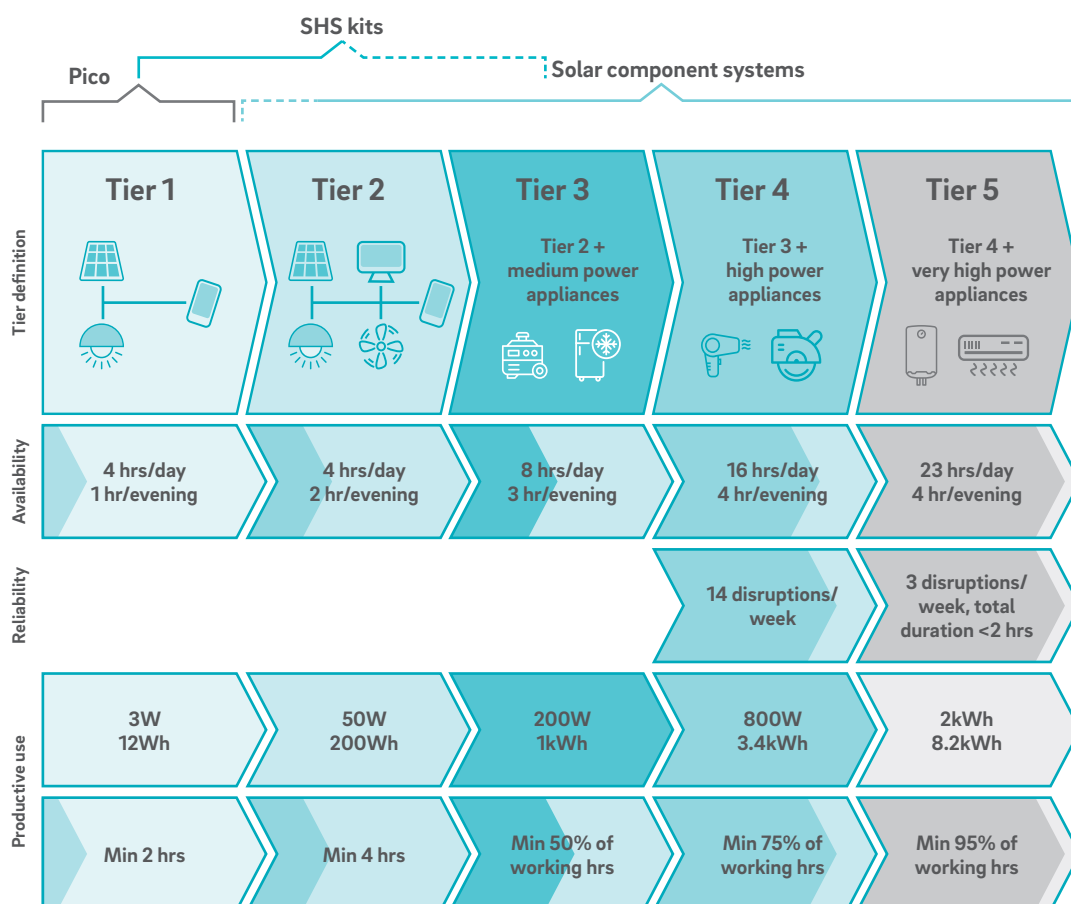
Access to electricity at various service level

In developed countries the population has electricity access 24/7 and can use any appliance. No capacity issues and very rare power outages. This is mainly provided by the grid, but more and more distributed are seen in combination with grid (captive/behind the meter power).

Quality of electricity supply should be measured in service levels - independent of technological solution. Access is not either full 24/7 access to everything or nothing; it is more nuanced and a continuum of energy services. The flexibility of distributed solar power – combined with battery storage for night usage – means that distributed solar solutions plays a role at all levels of access.

Access to electricity is not everything or nothing

To stimulate and track progress towards achieving the SDG7 on universal access, Energy Sector Management Assistance Program (ESMAP) has developed a framework for assessing quality of electricity supply³. The framework defines five different service levels (or tiers) for households, spanning from a single light source with time-limited access and mobile phone charging possibility (Tier 1), to generally 24/7 access to power any appliance for any duration desirable (Tier 5). The framework also has defined tiers for access to electricity for productive use and community infrastructure where this is applicable.

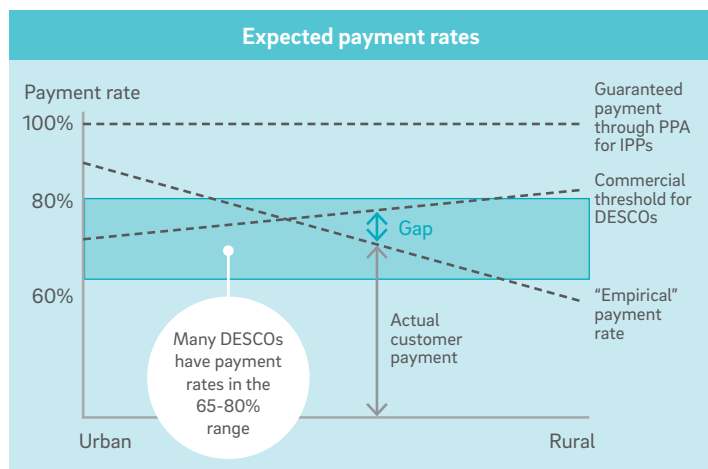
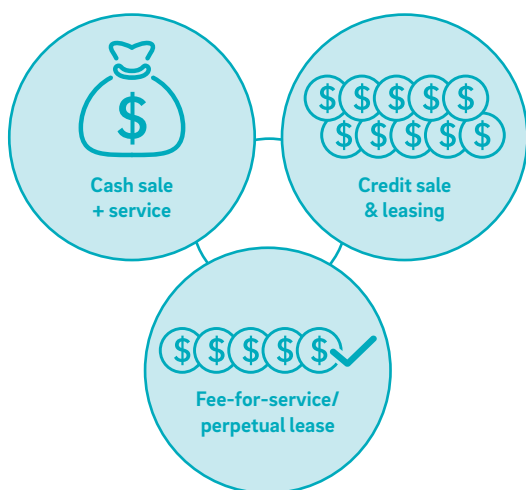


This report will focus on the SDG7 on universal access, hence concentrate on electrification of households, but with an understanding that an optimal electrification strategy also takes productive use, community services and local context into account.

³ <https://www.esmap.org/node/55526>

Distributed energy service companies

Distributed energy service companies sell large quantities of small energy systems to a dispersed population. Distributed Energy Service Companies (DESCOs) offer solutions that vary in size, from small lanterns to large captive power projects or mini-grids. Generally, the distributed energy businesses can be divided into three revenue models: Cash sale + service, fee-for-service and lease-to-own (credit sale)



Revenue models that include financing are gaining traction across Sub-Saharan African and Asian developing countries.

Cash sales is the predominant model for the smallest solutions. For larger systems, the Pay-As-You-Go (PAYGO) business models include a financing solution for the customer that brings down the up-front investment cost for low income populations and smaller businesses. The customer pays a limited share of the cost of the system at purchase/installation, while the rest of the cost is to be paid back to the DESCO over a predefined time – often managed with mobile payments and remote management of assets.

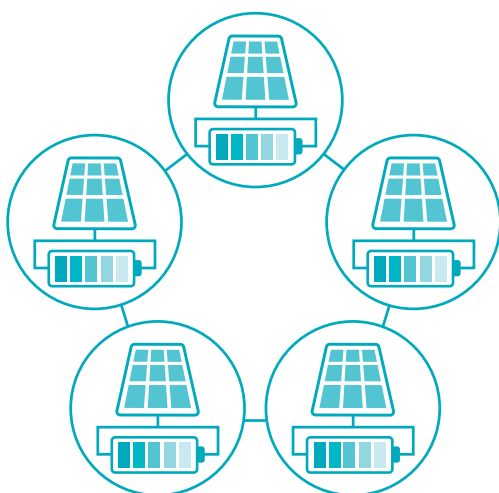


PAYGO businesses are directly exposed the end user's ability to pay for the electricity provided. Whereas a

grid-connected power plant normally has a Power Purchase Agreement (PPA) - whereby it has contracted a right to sell all power generated at a fixed price to the utility for a period of 20 years or longer - a DESCO must make sure to have a payment rate above the threshold for commercial viability. This payment rate is a function of how many payments customers fail to pay on time for their electricity and how many customers default completely on their contracts. The figure illustrates how the payment rate from new customers is expected to be lower the poorer the end-users are. The challenge for a DESCO is hence to develop products that are sufficiently affordable and a customer base with sufficiently high payment rate.

For a DESCO, the critical success factors are establishing effective retail networks, retail price strategy, customer selection, payment collection and after-sale services.

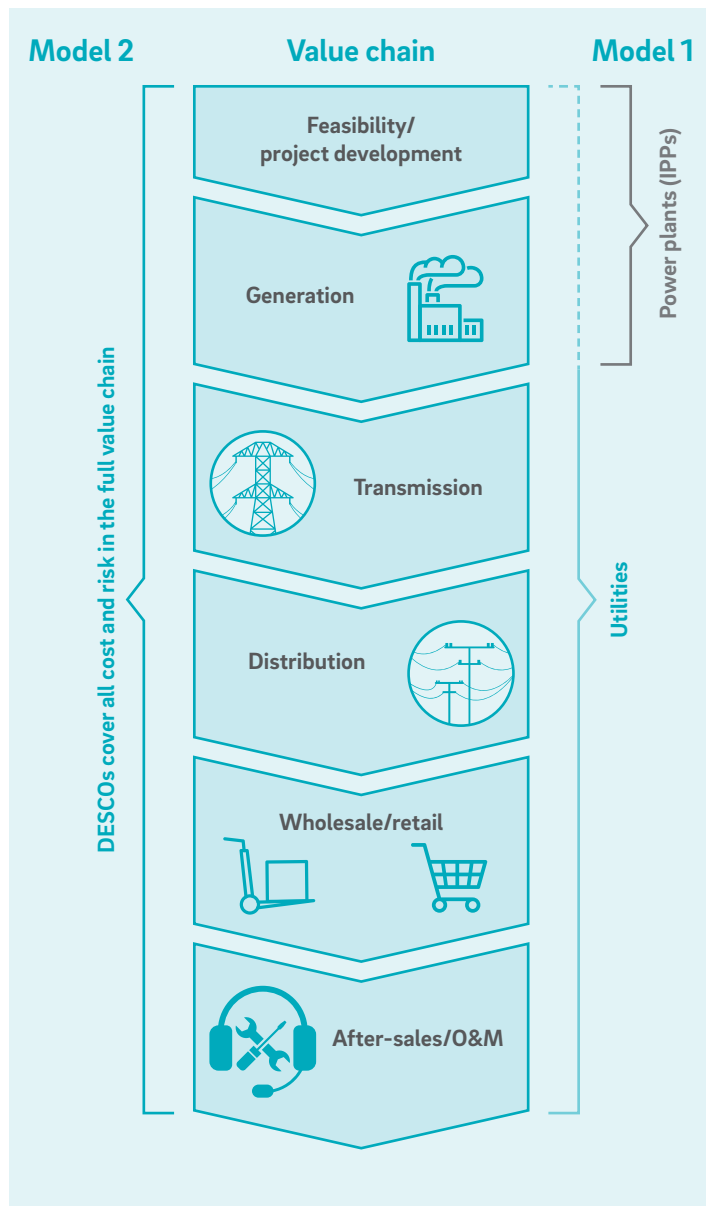
These factors are very different from the success factors of a gridconnected power producer (IPP). As such, a DESCO bears more resemblance to the telecom business, which needs to recover its mobile network expenses through the sale of subscriptions, or the micro-finance enterprises that manage a portfolio of loans with collateral in consumer goods.



The electricity supply chain

– two distinct models

Technology advancements have created a completely new supply chain for electricity services. The end-user can choose to get electricity services through connecting to a central grid ('traditional utility supply chain') or through acquiring a distributed solar solution ('distributed energy supply chain'). The two parallel supply chains are very different in terms of business models:



The traditional utility supply chain is comprised of large infrastructure projects: The traditional electricity supply chain consists of energy generation (power plants), transmission and distribution grids (T&D), wholesale and retail sales (S&M), and operation and maintenance (O&M). In most developed countries this supply chain is disintegrated and deregulated, with a range of private sector players and competition in all parts except T&D being a natural monopoly. With cost reflective tariffs, there is a (commercial) margin to be made in all parts of the supply chain.

In most developing countries, national utilities are covering most of the supply chain, with some exceptions and with some private sector participation. Many of the national utilities operate at a loss as tariffs are not fully covering their costs. Hence, the utility is selling power at a lower price than what it costs to deliver. Without cost reflective tariffs, it is not possible to deregulate the market and introduce competition. Instead, private sector participation is achieved by isolating and subsidizing certain parts of the supply chain, primarily the generation phase. This can attract private capital to invest in independent power plants (IPPs).

Private sector runs the full distributed power supply chain.

In recent years, distributed renewable energy solutions have entered the market with increased force. As opposed to the traditional utility approach, the full supply chain for distributed solutions is driven by the private sector and commercial business models.

DESCOs often have integrated business models, which are fundamentally different from that of an IPP. In fact, the DESCOs are more comparable to the business model of the utilities responsible for the grid and sale of the electricity to the end users. The utilities that develop and operate the power grid need to sell power (like DESCOs sell their solutions) to recover the costs of the power generation and the grid infrastructure. One could say that the main challenges of a DESCO start where the responsibility of the IPPs ends.

Comparison of DESCO and IPP + grid supply chains in a non-deregulated market



For IPPs, responsibility ends at the point where electricity is fed to the grid. The distribution, transmission, sale and payment collection for the power generated is normally managed by national or local utilities. Hence, while the grid-connected plants first focus on winning licences and then on the construction and operation of the plants, they are not concerned with the pricing, sale and delivery of power to end users – households and businesses.

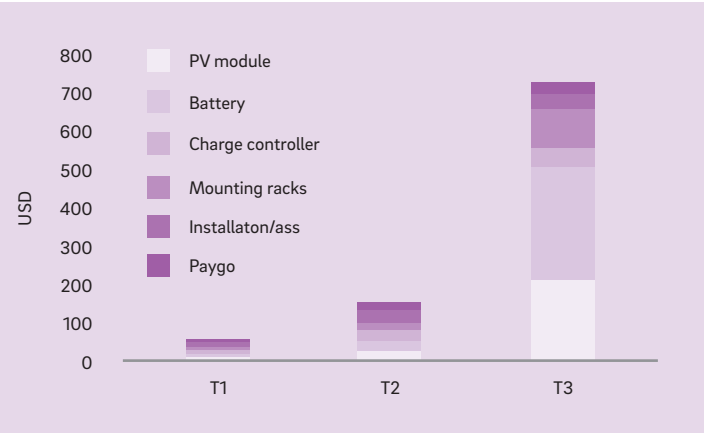
A DESCO covers the entire value chain from planning to final delivery of energy services to the end-customer. The main concerns of the DESCO is sourcing of products, pricing strategy, retail sales, after-sale service and payment collection from end users.

WHY DISTRIBUTED ENERGY IS KEY IN REACHING THE DEVELOPMENT AND CLIMATE GOALS

AFFORDABLE / CLEAN / FAST / JOB-CREATING
POWERFUL AND RELIABLE / PERMANENT



Distributed solar solutions are more cost effective



Costs of stand-alone solutions are continuing to fall as energy efficiency reduces the energy needs. Today, a household only needs about 1 kWh/week to have access to general lighting, charging of mobile phones and tablets, and even a few hours of TV. Stand-alone solution costs are as such highly scalable with the service level. We have estimated the costs of the three lowest tiers served with quality solar home systems and long-life components to be about USD 50, 250 and 700 respectively. The costs are calculated to meet the service level requirements for each tier. The battery is the costliest component for a Tier 3 system, while installation & assistance/service is the highest in our estimate for Tier 2. In total, including distribution and cost of capital, the cost of a Tier 3 is about USD 1,000 (see separate textbox).

In comparison, new rural grid-connections have an average overnight cost estimated by McKinsey to be USD 2,300 (McKinsey, 2015) per household. Africa Development Bank states that the average cost is about USD 2,500 (ADB, 2018). New urban grid connection costs range between USD 600 and 1,100, with an assumed average of 750 USD (McKinsey, 2015). Costs for new power generation capacity, transmission and internal cabling in the house come on top of this.

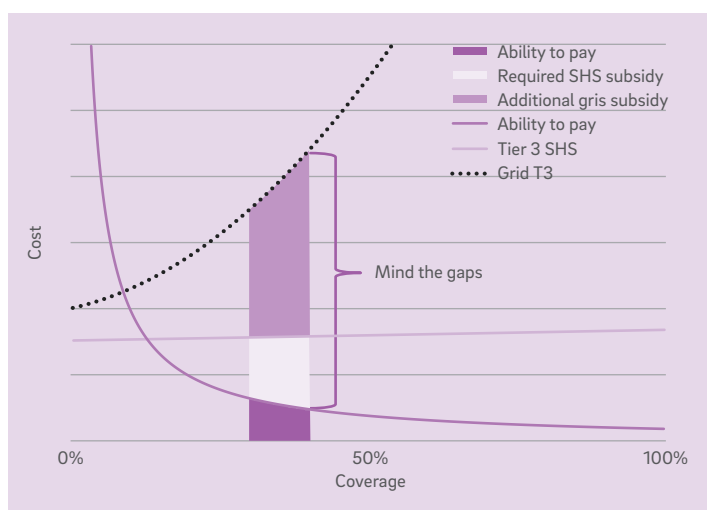
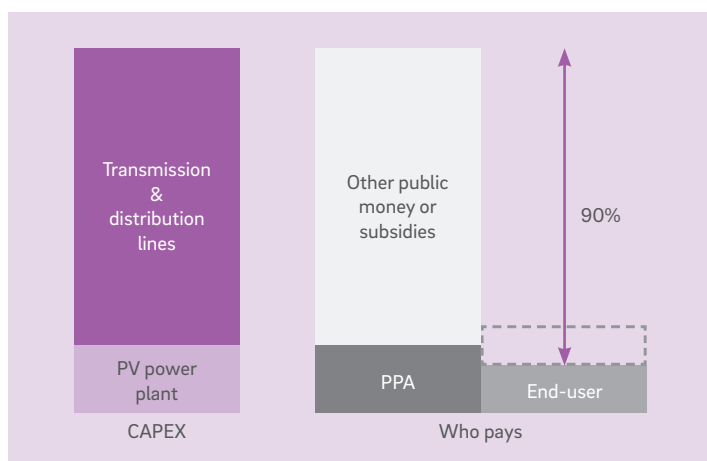
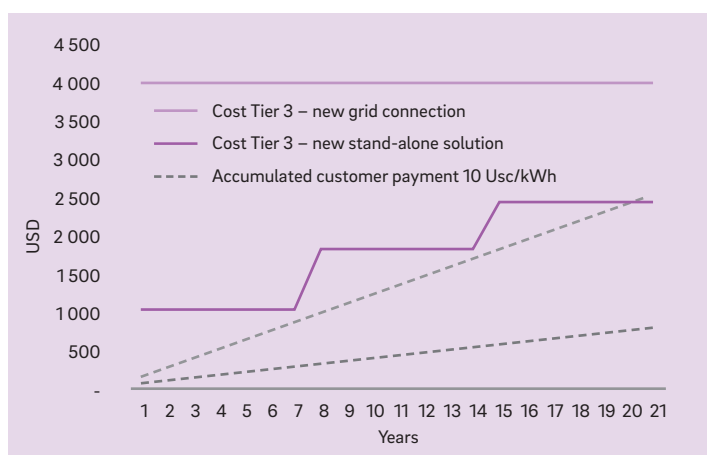
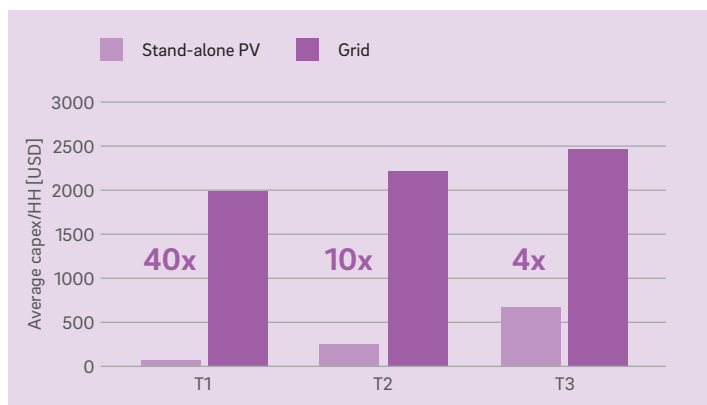
This means that for every dollar invested in renewable energy generation intended to increase rural access, three to six dollars must be invested in grid infrastructure. The overnight cost of Tier 3 power capacity from a solar power plant is expected to be below USD 500/household (e.g. Mocuba power plant in Mozambique). Overnight cost for grid infrastructure can be assumed in the range of USD 1,500 to 3,000/rural household based on the quoted averages above.



It is more cost effective to distribute PV-panels than kilowatt-hours

In sum, overnight costs are much higher for grid power than stand-alone for tiers 1 to 3. Compared to the scalable nature of the stand-alone solutions, there are high fixed costs associated with extending the grid to distribute only a few kilowatt hours from a power plant to end user. Looking at the total overnight cost for the medium service levels, the cost per rural household for a stand-alone solution is only about 10% and 25% of grid power for Tier 2 and Tier 3 respectively. In total, including distribution and cost of capital, the cost of a rural Tier 3 grid connection is about USD 4,000 on average (see textbox)

Compared to the cost of distributing kWhs from a plant to an end-user, the loss in efficiency by distributing the solar panels to each end-user (compared to stacking them in a PV plant) is limited. The increase in overnight cost per Watt is only about 5% from a large power plant to a commercial roof-top installation and about 50% to a SHS (Berkeley, 2016). This special and important ability of solar PV makes it relatively more cost effective to distribute the solar panels than distributing the power through a grid from a large power plant to the end-user.



The commercial viability of distributed solar solutions is frequently questioned in comparison to the commercial success of IPPs. Programs such as REEEP in South Africa, GET FiT in Uganda and the Mocuba solar power plant in Mozambique are examples of showcased success stories in attracting commercial capital and delivering a healthy return on investment for the commercial EPCs and IPPs. On the other hand, distributed energy companies in Africa are often displayed as strong on impact, but low on commercial success and sustainability – with some exceptions.

To understand commercial viability in the power sector, we need to look at the full electricity supply chains and the degree of public support invested in each. The commercial success of the EPCs and IPPs is real, but so are the high public costs associated with them. Many developing countries, including most of Norway's partner countries for long-term strategic cooperation² do not have cost reflective end-user tariffs for grid power.

With a Tier 2 requirement of less than 1,5 kWh/week and the Tier 3 requires some 7 kWh/week, it is challenging to recover the investments needed to provide a grid access. In the graph we have illustrated accumulated total revenue over time from 10 USD/month and 10 USc/kWh – about the current standard residential tariff in Mozambique (ESI; 2019). Comparing with the costs of a grid connection and a new Tier 3 SHS every 7 years (with 20% cost reduction for each repurchase) we see that a payment of USD 10/month finances the cost of access to electricity through a stand-alone solution - with limited financial costs over time. The gap to the grid cost is very high for the scenario of 10 USD/month – and even larger assuming a tariff of about 10 USc/kWh.

In practice, subsidies can be as high as 90% of the total cost of energy for a household. Many state utilities are operating with high deficits, and public funds are needed to cover the costs associated with the commercial returns for private sector players. In some cases, the power tariffs are not even covering the cost per kWh as specified in the PPAs (Trimble et al, 2016). This means that in addition to have no revenue to cover extensions and maintenance of the grid, the national utility has to subsidize each kWh consumed.

Delivering on SDG7 by 2030 is not commercially attractive without public support. The unelectrified population primarily consists of households in rural areas and/or with a low ability to pay. Most of them cannot afford the full cost of neither a Tier 3 grid connection nor a stand-alone solution delivering the same level of service. However, there are large differences in terms of financing required. Also taking life-time expectations into account, distributed energy solutions are likely to have a stronger economic viability than grid power. Hence, the viability gap is considerably higher for a grid connection than for a stand-alone solution.









Distributed solutions are more affordable and more cost effective for most rural power demands. The payment contribution from the unelectrified population will be the same irrespectively of how they access electricity. Lower cost and higher scalability of distributed solutions make them more affordable than the grid alternative for most rural power demands.

² Ethiopia, Colombia, Ghana, Malawi, Mosambik, Indonesia, Myanmar, Nepal, Tanzania and Uganda

Levelized cost of electricity must include distribution cost

The concept of Levelized cost of electricity (LCOE) must include the full cost of electricity as delivered to the end-user. The concept of LCOE was developed and was the key parameter while the grid was the only method of electricity delivery and the key strategic choice was which energy generation source (i.e. coal, gas, oil, biomass) to use. In a situation where the first strategic choice is whether to distribute power/kWhs or assets/PV panels, the cost of distribution becomes crucial to the LCOE as metric to compare costs of electricity delivered to the end user.

In areas without grid coverage, comparisons of levelized cost need to take into account the cost of the full supply chain – from generation to end-user. Below we have compared the investment and financing costs of electricity supplied to a modern household using either with a solar power plant and the grid or with the distributed alternative.

Solar PV plant + Grid			Stand-alone SHS	
	Solar PV plant including cost of connecting to the grid: ~USD 400/HH	Genera	Solar PV panel and other required energy system management: ~USD 450/HH	
	Fossil fuel baseload: Cost depends on fuel mix and price of carbon	Evening use	Li battery: ~USD 300/HH	
	Grid development cost: ~USD 2,300/HH (transmission and distribution in grid)	Distribution	Product distribution: ~USD 50/HH (distribution by car/ bike)	
	USD 1,300/HH ³	Financing	USD 200/HH ⁴	
USD 4,000/HH		SUM	USD 1,000/HH	

Costs reflect capex and financing cost for delivering a new Tier 3 service level to the average rural household. The example assumes the same commercial interest rate and a conservative WACC at 10%, (Pueyo et al, 2016). We have assumed that Sales & Marketing activities in practice are the same per customer and that O&M costs would not change the relative picture dramatically.

Modern electrification plans need a modern approach to levelized cost of electricity

Including financing, the total overnight cost is about four times as high for the IPP + Grid alternative compared with the stand-alone solution. This is even before counting the environmental cost of enabling evening use of the grid by running fossil fuelled power plants or UPS solutions.

Looking at the Levelized cost of supply on a life-cycle basis.

If we assume that the weighted life-time of the infrastructure in the traditional supply chain (IPP + Grid) is twice the weighted lifetime of the stand-alone solution, the life time cost for the traditional supply chain is still about two times higher.

The grid infrastructure needs to have a life-time exceeding four times that of the stand-alone solution to become the cost-optimal solution – before factoring in the cost of grid emissions.

³ IPP: WACC at 10% can result in financial costs representing half of the levelized cost of energy over the life span of a project (Multiconsult, 2016)

⁴ SHS: 10% WACC over 5 years declining balance.

Distributed solar solutions are faster

Grid extensions take a long time to plan, finance, build and connect. Before the first kWh has reached the household or small shop many years have passed - on average nine years according to the Power for All's analysis of World Bank data (P4A). In contrast, a distributed solution, can be transported to the site and installed in a matter of hours or days.

McKinsey, 2017: [To reach 79% electrification in Africa,] the projected capital spending for grid power will total \$835 billion between now and 2040. This would constitute a dauntingly huge investment requirement in any region, but in Africa the enormity is compounded by a lack of experience in delivering mega projects and a history of cost and schedule overruns.

A motorbike travels faster than the grid extends

Time-consuming grid preparations

- Land, compensation and resettlement
- Financing
- Planning capacity
- Project implementation capacity
- (lack of) competence and understanding among all stakeholders
- Poor quality works due to high political pressure

Source: Multiconsult

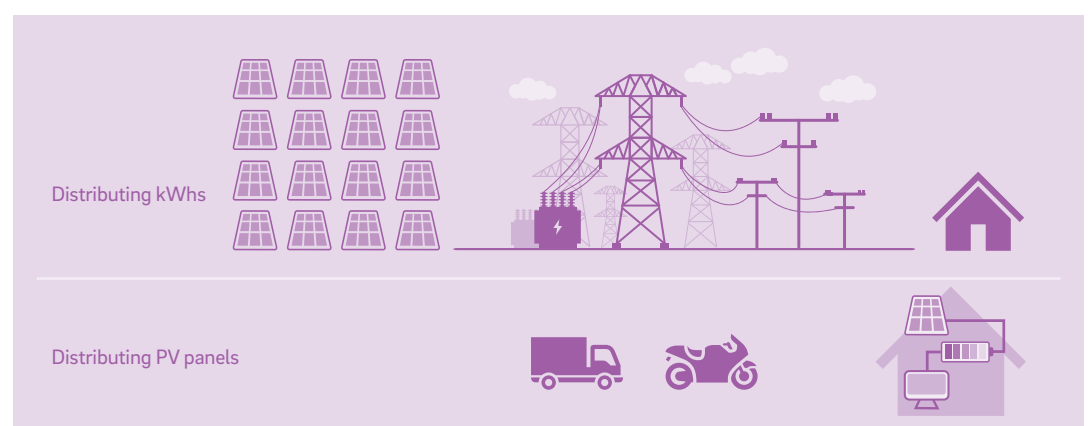
A Tier 2 SHS fits in a box people can easily carry home.

The power capacity required to run efficient appliances is small; only a small PV panel is required. In addition, lithium batteries are small and lightweight. Mobile communication and mobile banking ensure speedy and reliable customer interaction. Installation is simple. A customer deciding to get a SHS will have a powered home the same afternoon.

Larger distributed solar solutions are distributed and installed in a matter of days. A customer deciding to purchase a Tier 3 SHS will have a powered home in a matter of days – almost irrespective of distance from the closest town. Even a health facility can get a full electricity solution installed in a day. Speeding up the deployment, and extending the reach, of distributed solar solutions is limited mainly by the risk of customer default and consequently high financing barriers and low 'bankability'.

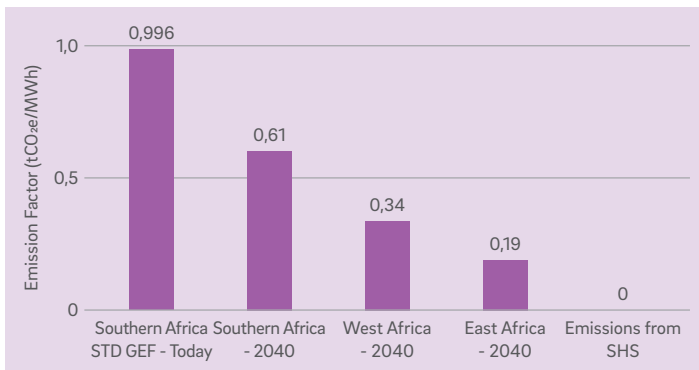
Another aspect of "fast" is "independent". Buying off-grid solar PV is a way for a household to circumvent slow local decision-making around electrification. If a village cannot make up its mind on whether to apply for government support for grid or mini-grid, individual households can decide to purchase their own system. And, where the grid extends incrementally from the existing structure, distributed solutions can be installed anywhere based on the demand of the individual household.

Current budgets are sufficient for providing universal electricity access, but only in a scenario where distributed solutions cover a major share. Moreover, given the slowness of grid electrification, and the speed of population growth, the distributed energy is needed to catch up.

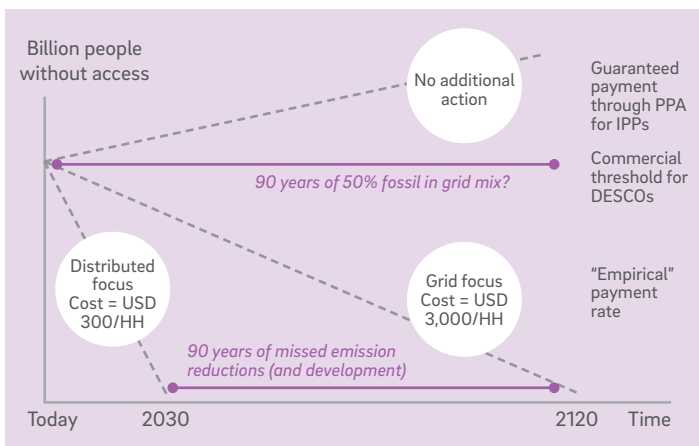
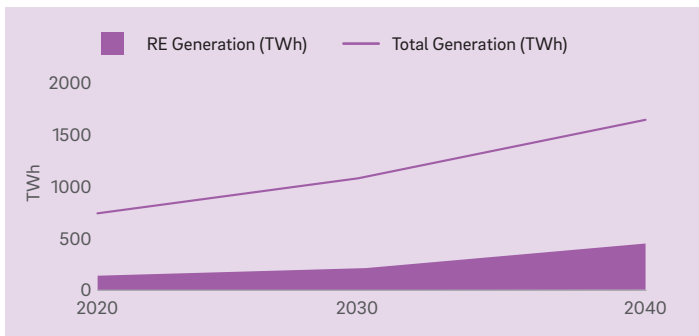


Distributed solar solutions are clean

Universal access and the growing demand for electricity in the developing world must be met with minimized GHG emissions. There are mainly two reasons why distributed energy solutions are cleaner than grid power in a universal access scenario:



Distributed PV solutions are 100% renewable – power distributed in grids is not



1. A major part of existing power generation in most grids is fossil-based, hence extending the grid would make more households dependent on (partly) fossil-based grid power instead of emission-free distributed solar power. In Southern-Africa, the grid emission factor is about 1 tCO₂e/MWh generated. And in 2040, the grid emission factors are expected to still have substantial GHG emissions in some areas. In Southern Africa, the grid emission factor in 2040 is expected to be 0.61 tCO₂e/MWh with coal representing 48% of generation (McKinsey, 2015).

Still, about 40% of planned new power capacity in Sub-Saharan Africa up to 2030 is fossil based (IEA NPS, WEO2017). Even though solar PV is now the cost optimal solution, fossil/ coal power plants are still being planned – in large numbers. The construction of a grid changes the baseline and turns fossil fuels into the preferred option at the expense of solar PV. Unless hydro or nuclear is available as low-cost baseload, fossil fuels beat grid-connected solar PV & battery storage. When the grid is built, solar is no longer the preferred option.

Grid-connected renewables gives a cleaner grid mix, but will normally need to be balanced with fossil fuels. In a situation where grid electrification is the focus of most countries, grid-connected solar PV plants are key to limiting emissions from grid electricity. However, any new electricity demand met through grid power drags along a substantial share of fossil fuels. Not only because of existing fossil-based power plants on the grid, but also because intermittent solar power may lead to a need for more baseload power. Unless hydropower, nuclear power or grid-scale storage solutions are available, base-load power will to come from fossil fuels.

2. Achieving universal electricity access faster means reducing/removing emissions from unelectrified households and businesses sooner. Unelectrified households are often using kerosene, diesel and other highly polluting sources of energy. As distributed solutions are both cheaper and faster, a lot more can be achieved in terms of reducing baseline emissions by 2030 with the funding available.

Until universal access is reached, unelectrified households have the highest emissions per unit of energy consumed. A standard

unelectrified household emits 0.35 to 0.75 tCO₂e per year, according to UN CDM/AMS-I.L expert estimates. Households will continue to emit this level of GHG until electrified with modern solutions. As it will take much longer to extend the grid given the complexity and limited amount of funding available, off-grid households will continue to emit GHGs. With the current speed and available financing, universal access will not be achieved for another 100 years. This means 90 more years of baseline emissions from the household and businesses electrified last.

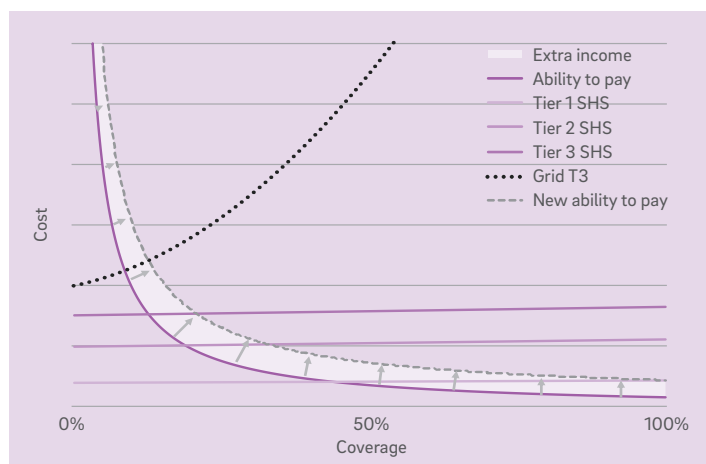
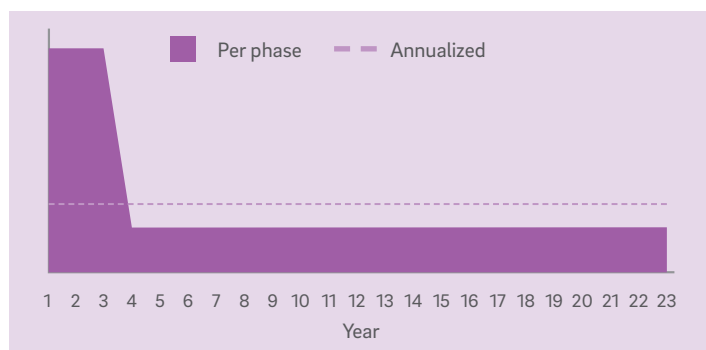
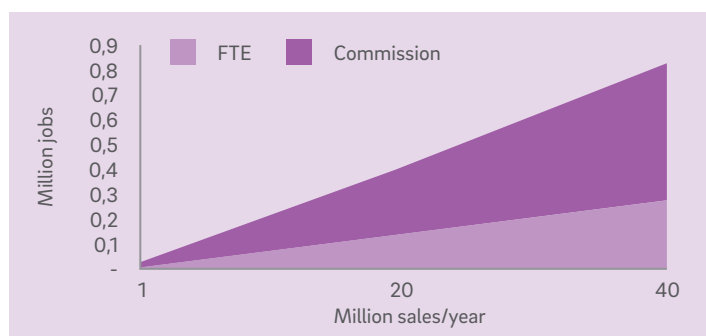
Distributed energy solutions will also teach people energy efficiency before abundant subsidized power distorts their perception of the true cost of electricity. Distributed solar solutions' investment and life-cycle costs are low, but further savings can be made on the system size (PV and batteries) by using efficient appliances. Customers using stand-alone solutions will therefore have access to, and experience with, energy efficiency. A family can have access to Tier 2 energy service for around 1 kWh per week due to energy efficient appliances included in the SHS packages.

Distributed solar solutions are productive and create more jobs

DESCOs' job creation ticks all the boxes

DESCO's job creation

- Private sector
- In rural areas
- Permanent (not only during construction)
- Multi-disciplinary
- Limited prerequisite skills
- Gender diverse
- Labor intensive (relative to infra)



DESCOS AS EMPLOYERS

Although DESCOS are headquartered in central locations, they provide employment in rural areas. This creates job opportunities in areas where work is hard to come by. This can limit the strong current urbanization trend, which in turn may have positive socio-economic implications.

The jobs DESCOS provide are multidisciplinary and relevant to both genders. A typical DESCO would have staff taking care of imports, logistics, call centers, sales, marketing, repairs, product development and a host of different tasks. DESCOS are relatively labor intensive, creating many jobs relative to the market size.

DESCOS represent permanent private sector jobs, rather than many jobs in the construction phase and fewer in operation, as is typical for infrastructure projects. Only 20% of the jobs in infrastructure projects are assumed to be long-term (McK, 2015). Most of the permanent jobs are in the public sector.

DESCOS employ a rapidly growing number of people. Hiring increases with increased sales/revenues. In 2015, three of the largest PAYGO companies (M-KOPA, OGE/Zola and Mobisol) had about 7 full-time employees per 1,000 units in annual sales. In addition, there are larger networks of commission-based contractors. Annual sales volumes are currently around 30 million units, which would indicate that more than 500,000 people generate revenues from DESCOS. GOGLA estimated 372 000 full-time employees in the off-grid solar supply-chain in developing countries in 2018, estimated to surpass 1.3 million in 2022 (GOGLA_1). Jobs that are not full-time come in addition.

DESCOS AS CREATORS OF OPPORTUNITIES

In addition, DESCOS spur job opportunities for entrepreneurs in all parts of the country. Distributed energy does not need to spread incrementally from existing infrastructure. It leapfrogs an inherently slow process and can create job opportunities almost anywhere, overnight. In many types of private sector work it can be of critical importance that distributed energy solutions are more reliable than a weak grid. They are also the most cost-effective option for any productive use that does not require expensive storage.

GOGLA research indicates high revenue increase and new business opportunities (GOGLA_2). Within the first three months of solar ownership, access to electricity enabled more than a third of the 2343 customers participating in the study, to increase their monthly income by an average of \$35, more than half the average monthly GDP per capita Average for Kenya, Mozambique, Rwanda, Tanzania and Uganda, where the survey was conducted⁵. 58% of households have undertaken more economic activities thanks to their SHSs, 36% generate additional revenues and 11% started new business. In sum, access to distributed energy solutions create jobs and increased economic activity and development. And importantly, this happens much faster than if the electricity were provided through the grid. Hence, as seen in the figure, the ability to pay for energy services will increase, making it more comfortable for the DESCOS, reducing the number of default customers. Ultimately this increase in income should increase purchasing power for higher tier systems.

⁵ Average for Kenya, Mozambique, Rwanda, Tanzania and Uganda, where the survey was conducted.

Distributed solar solutions are powerful and reliable



Tesla Powerwall: Modular battery system

Tesla Powerwall is a product targeting customers that would prefer to be independent on the grid and have their own standalone system.

The actual cost per kWh for a Tesla Powerwall depends on user profile and usage, but just as an illustrative example, assuming a consumption of 10kWh during daytime and 10kWh during nighttime and with 10kWp panels and 10kWh lithium batteries:

Cost pr kWh including panels and everything else needed:

0.17USD/kWh

The perception that distributed and off-grid solar solutions are inferior to grid electricity, is outdated. Distributed and off-grid energy solutions are often associated with low capacity and poor quality. With today's lifetime and stability of PV panels, lithium batteries and LED appliances, there is no reason why distributed solutions should be of lower quality than a grid solution. Distributed and off-grid solutions are flexible, reliable and of high quality and most households would prefer them if they were to pay full cost recovery tariffs for the electricity provided by the grid.

The quality of grid power is poor in many developing countries. Grids are in poor shape in many developing countries due to lack of O&M and theft. Limited budgets also lead to low quality solutions being chosen by utilities when the grids are extended. Insufficient grid capacity, lack of power capacity to meet the demand, lack of funding to run fossil fuel power plants and downtime due to lack of infrastructure maintenances leads to frequent outages in many countries. As many as 200 million people (Lighting Global) are considered to have a "weak-grid" connection with as much as 50% downtime (Statista). Due to outages, many households with grid connections only experience a Tier 2 service level, and diesel gensets are implemented as grid backup. Often the real choice in allocating public funds in a developing country is not between a well-functioning grid and a solar home system. It is whether to extend an already weak grid to one more village, to improve grid quality in the area through investing in grid infrastructure O&M or new generation, or to subsidize solar home systems for that village.

Reliable distributed solutions. The downside risk related to failures and lacking O&M in grid infrastructure is much larger than for decentralized electricity.

If grid infrastructure fails (be it due to natural disasters or lack of O&M), large areas covering numerous households lose power access, and repairs can be costly and require highly qualified personnel that may not be available locally. Lacking O&M on a household system only affects that household and can be fixed either by the household itself or a technician with minimum training. Grid O&M costs are high and need to be financed over a developing country's public budget in competition with other pressing needs. In such a competition, O&M costs typically get lower priority than newbuilds, perhaps because the latter gets more publicity and yields more votes. De-centralized solutions spread the O&M cost across households and private sector entities and may hence burden public budgets far less.

Powerwall is reliable and...powerful

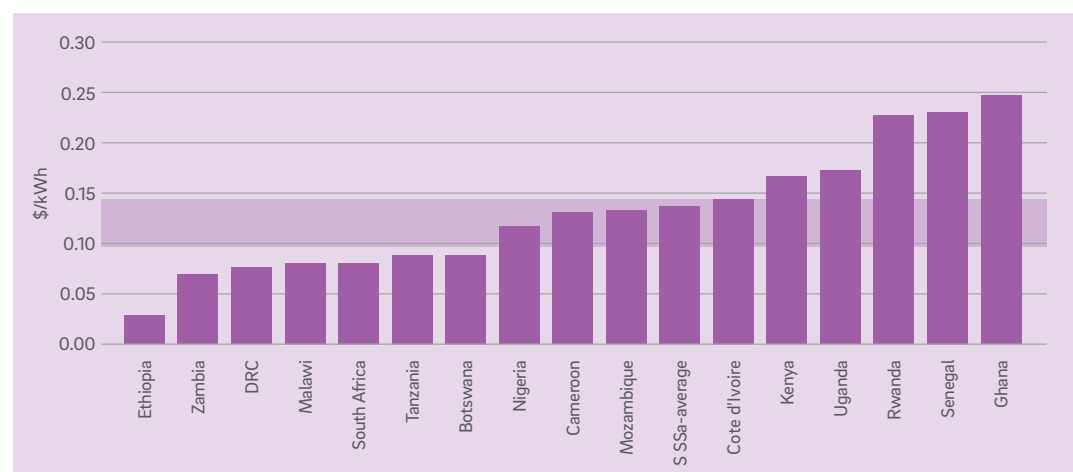
For businesses, a stable and predictable distributed solution is preferable to a "weak grid". In developed and developing countries, for instance farmers are increasingly installing PV solar systems for on-site use ("behind the meter") and pure off-grid solutions to save

cost - even if a grid connection is available. In developing countries, the case for distributed solutions is even stronger as many either need to get new grid access or have a "weak-grid connection".

New business models remove technology risk from the end-user and ensure long-term functionality.

Long-term pay-as-you-go and perpetual lease business models - made possible by wireless communication and digital payment platforms - are becoming widespread for distributed energy solutions and efficient appliances. For a consumer, this means that if the system does not work, you do not pay. It is up to the seller to ensure that the system is functional and performing. And for the seller, quality pays off.

The Commercial and Industrial (C&I) segment consider distributed solar solutions as key to their business development. Solar PV is in many markets now the most cost-effective alternative for day-time electricity consumption, particularly with those operating 7 days a week. According to recent analysis by Bloomberg New Energy Finance (ref), the C&I solar sector in Sub-Saharan Africa is growing not because of regulatory support, but because of economics. On-site solar is cheaper than the electricity tariffs paid by commercial or industrial (C&I) clients in seven out of 15 markets in Sub-Saharan Africa.



Distributed solutions are sufficiently powerful. Grid extensions are typically one-off efforts that will not be modified or upgraded for decades and that initially provide more power than an energy efficient household customer would need access to. Distributed solutions, on the other hand, are a first step on a development journey of modifications and upgrades. Distributed solutions – in contrast to extensions of the grid – can be upgraded all the way to Tier 5 by the single households or SMEs that have the need and capital to do so. And, those upgrades can be modular – a larger panel, a larger battery, a better appliance. There is usually no need to replace the whole system at the same time.

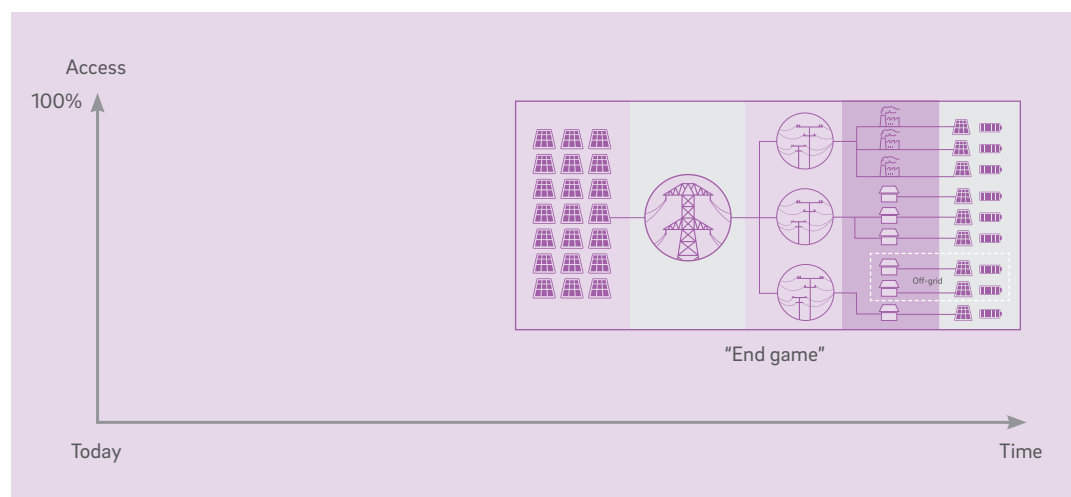
Enforced quality standards are required. Lack of understanding and trust in the quality of off-grid products has unfortunately led many to choose the cheapest products. Quality standards for power plants and grids are enforced through tender specifications. It is crucial that quality standards are implemented and enforced also for distributed solutions.

Distributed solar solutions are permanent

Distributed and stand-alone solutions are not just stepping stones towards grid connection.

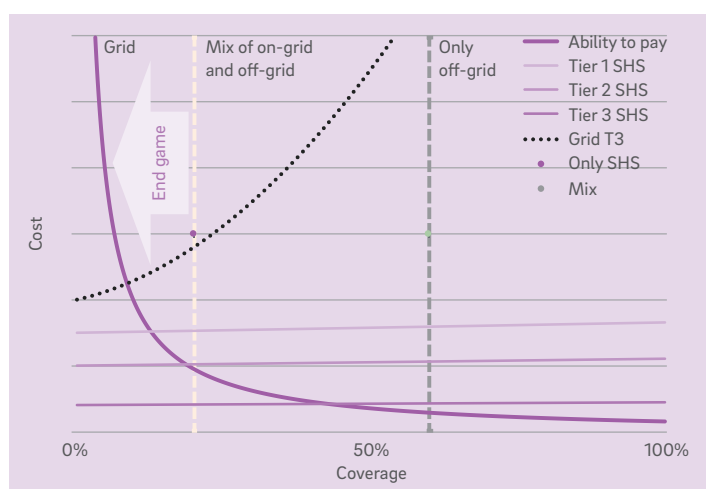
Many consider distributed and off-grid solutions as temporary solutions that the central grid will eventually replace. The development in developed countries demonstrates that this will most likely not be the case.

Distributed and stand-alone are both parts of the end game



The end game can be seen emerging in developed countries.

In Europe, US and other developed countries the trend towards distributed solutions is promising to become an integrated part of the energy system, making this more robust and flexible in terms of operation. Distributed solar is the cheapest energy during daytime (under 5 cents/kWh) and the development of rooftop and ground-based solar in many countries is emphasizing that the traditional utility model mainly based on centralized power plants is a thing of the past. Bloomberg New Energy Finance projects that in the case of Australia – among the most decentralized markets in the world – over 40% of the generation capacity may reside behind the meter by 2030. (REF). Hence, as indicated in the figure, the share of a combined solution of on-grid and distributed generation capacity is expected to increase over the next years.



Stand-alone solutions are parts of the end game.

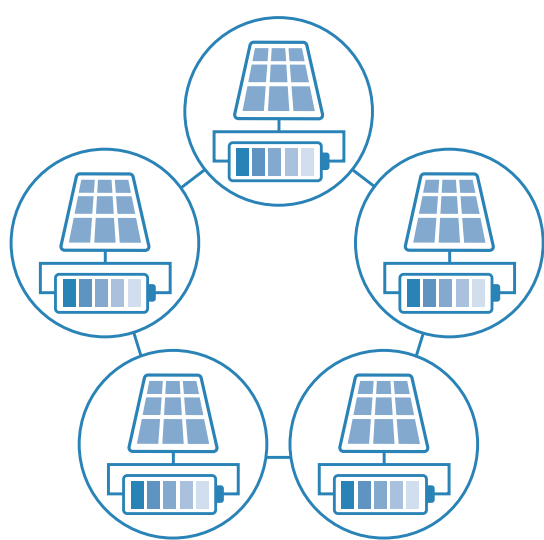
A grid connection will not represent an attractive option for many households and local businesses with stand-alone solutions. And, connecting a new customer is not necessarily a good business case for a utility. With energy efficient appliances, the energy consumption per household will be low even for a high service level. The high fixed cost of the grid will in many cases make this unattractive both for seller and user of the power. With a fit-for-purpose and easily expandable distributed energy solution, a household or business has an electricity source at the relevant service level at a low annualized cost.

INVESTING IN THE DISTRIBUTED ENERGY VALUE CHAIN

WHAT IS ATTRACTIVE WITH THESE INVESTMENTS?
AND WHAT ARE THE RISKS?



Interests and investments in DESCOs



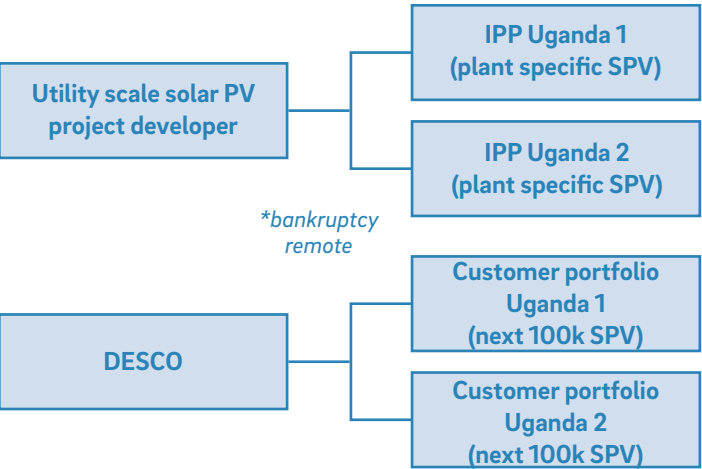
The rise of DESCOs selling on Pay-As-You-Go (PAYGO) schemes has released an unprecedented level of investment into off-grid service providers. The PAYGO business model has raised more than 90% of the total investment into energy access companies. However, about 70% of the funding is concentrated among 10 companies. For these companies, the debt to equity has passed the 1-mark, meaning that companies have raised more debt than equity and are moving towards a more fit-for-scale capital structure.



Many PAYGO companies have seen high valuations and multiples over the five years since 2013. The interlinkage between business success and achievement of development and climate goals is attractive to many investors. However, although arguably some of the valuations has inflated, the extreme value potential in successfully scaling a PAYGO business is what drives the high valuations.

Larger players are gaining interest and taking stakes in the sector. The latest year has seen many of the traditional energy utility giants like Engie, EDF, Total, EDP, Iberdrola and Shell taking more than “listen and learn” positions in the sector. Equipment manufacturers Siemens, Schneider Electric and GE are also on the list of investors in the sector. In addition, publicly funded players like FMO, Norfund, CDC Group and OPIC have taken some of the larger stakes over the latest years.

Corporate investments



Project* finance

Most investments to date have been corporate equity or debt. This is comparable with investing in power plant EPCs like Scatec Solar ASA. However, to become relevant and “bankable” for the larger pools of debt funding, DESCOs need to structure and enable project financing of customer portfolios – similar to financing a power plant.

As of now, the DESCOs have a substantial disadvantage in terms of measures put in place to ensure bankability and access to debt at attractive terms



Behind the DESCOs is the solar energy supply chain. If we manage to break the dams for large scale distribution of quality distributed energy solutions, the supply and service industry will grow accordingly. This will include not only solar system solutions and technology, but software solutions, a service and maintenance industry and super-efficient appliances.

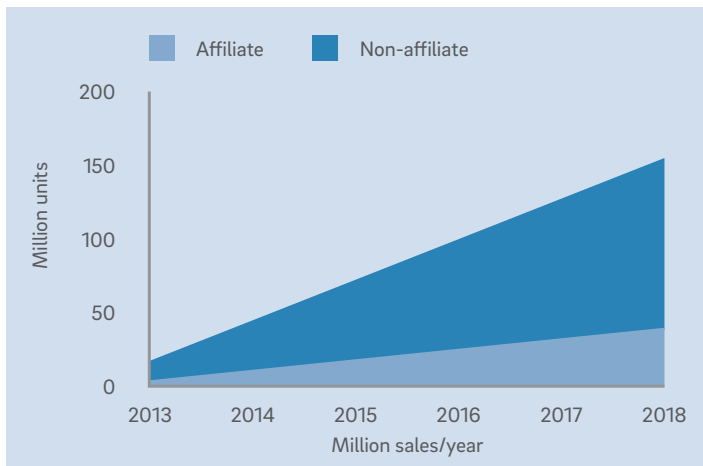
Sizing the stand-alone PV market

150 million units sold in five years:

The market for standalone solar products started its stable growth in 2013. Between 2013 and 2018, an estimated 150 million systems have been sold (Dalberg; 2018). In the latter years, annual sales volumes are estimated at about 30 million units.

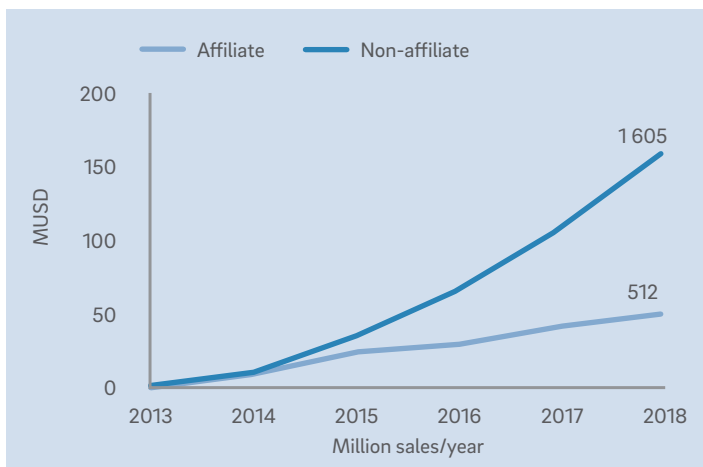
Systems sold range from lanterns with a single light and mobile charging capabilities (Tier 1) to larger SHS supporting a wider range of appliances (Tier 3). Smaller systems dominate volumes, but the share of higher tier systems is growing.

Products certified by Lighting Global⁶ or affiliated with GOGLA⁷ have represented between 25% and 30% of total annual sales. Affiliated systems totalled 35 million units.



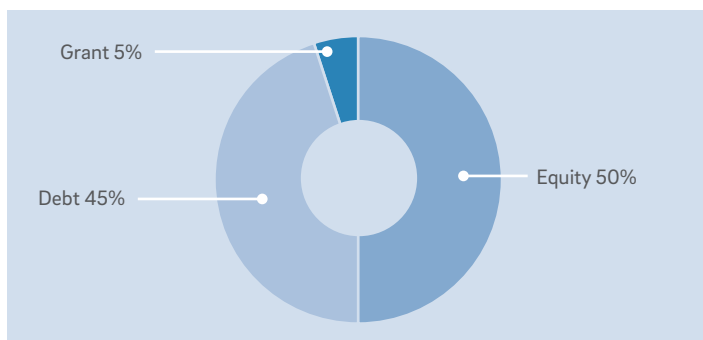
1.6 bn USD invested since 2013 :

The sector has received close to 1.6 billion USD in investments between 2013 and 2018; more than 30% of this (>500 MUSD) were invested in 2018 alone (Wood Mackenzie; 2019).



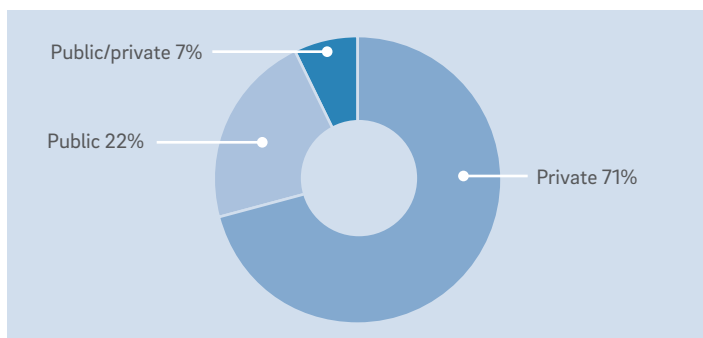
High but declining share of equity:

The share of debt is slowly increasing, but the share of equity is still high (compared to on-grid solar) at around 50%. Grants represent a limited share of the total capital.



More than 70% private capital:


More than 70% of the capital is private and most of it "profit first" financing. The public share of financing in the sector is less than 30%, even with grants included.



⁶ Lighting Global is the World Bank Group's initiative to rapidly increase access to off-grid solar energy (<https://www.lightingglobal.org/>)

⁷ GOGLA is the Global Off-Grid Lighting Association (<https://www.gogla.org/>)

Why invest in DESCOs



Most of the 1 bn people without access will not have a grid connection in 2030. With the currently available funding, it can very well be that only about 10% of the unelectrified population will get access to grid power by 2030. This translates into about 200 million households expected to be powered by stand-alone solutions in 2030. With 200 million households there are 1 billion potential customers. And the value potential of this customer group comes in (minimum) three layers.

Layer 1: Sales volumes and market turnover for the SHS.

2017 saw annual sales volume in the range of 30 million units at an average revenue of about 35 USD, which gives a market size of about USD 1 bn. PAYGO unlocks the potential of larger system sizes with contract values in the range of 400-500 USD. If 200 million households acquire at least one stand-alone solution by 2030 at an average contract value of USD 250, the total market to be addressed over the coming decade will be at least USD 50 bn.

Layer 2: Super-efficient appliances follow one step behind distributed energy solutions

Households, businesses, schools and health stations using stand-alone power solutions can either save money with a smaller panel and battery or use more appliances within the capacity of the system that they have installed. Most PAYGO companies are either selling package deals including super-efficient appliances like fans and TVs or offer to finance appliances as add-on products after the SHS is paid in full. The next wave of super-efficient appliances are refrigerators/freezers, irons, air conditioners, productive use appliances like water pumps and medical equipment for the health facilities. Dahlberg estimated that the off-grid appliance market will triple to about USD 4.7 bn in 2020 compared to about USD 1.5 bn in 2015. This annual spend adds another USD 50bn to the total market to be addressed over the coming decade.

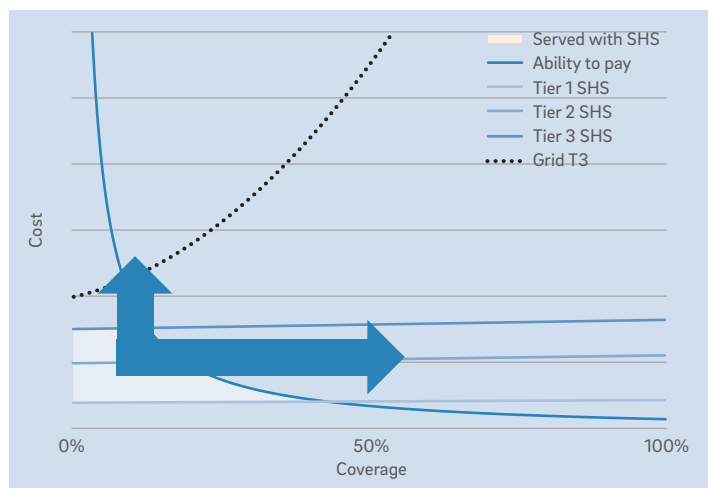
Layer 3: Many DESCOs are not planning to stop at energy related products.

Once a customer has a good payment track record, why not offer other products and services like FMCGs and insurances? Everything using the remote-controlled power system as collateral and handling payments electronically with minimal efforts. With limited data to estimate the potential, we can just assume another USD 50 bn. But picking the winners is difficult...

The prospect of 'owning' up to a billion customers is worth a bet

Main risks and barriers for DESCOs

Lack of revenue predictability is a main barrier. Just like most power utilities in LDCs, many DESCOs struggle to maintain a cost-reflective revenue stream. While public funds today cover utilities' losses, commercial investors have been taking the losses for market development of off-grid solutions in DESCOs. Policies reducing this risk for PAYGOs are critical



Like the telecom industry, DESCOs need to collect revenues from a large number of customers to pay back the investments in infrastructure. However, the telecom industry can ring-fence their infrastructure and does not have to compete with a heavily subsidized government alternative.

Getting new customers by moving to new, rural and remote areas imply a high risk for DESCOs. Moving horizontal in the figure towards new areas implies moving towards areas with lower ability to pay. Assessing potential customers' creditworthiness is critical for any DESCO as it is very expensive having provided equipment to non-paying customers. Unless DESCOs do not get public support to move horizontal to contribute to moving close to universal access, these companies would rather move vertical by adding (selling) more appliances to already existing customers that have a known – and good – payment history.

Framework conditions are unpredictable and uneven. DESCOs compete against inherent barriers of subsidized grid electricity & kerosene, and in some cases even distribution of subsidized/free solar kits. Lack of quality control favors low-quality solar equipment and harms reputation of the sector; change in import tax and VAT rules can heavily impact profits. In addition, DESCOs are exposed to political risk and instability.

The main risk of a DESCO is what happens after project implementation

The main risk mitigation measures are up-front credit assessments, deposits and price premiums to account for payment delays. However, customers are generally not financially included, so credit assessments often use soft elements to compensate for lack of track record. The challenge of properly assessing customers creditworthiness is easier to

manage in peri-urban clusters where wrong assessments can be corrected with quick follow-up. Customer payment defaults can be influenced by many factors such as seasonal incomes, weather, insufficient income, cash shortage, limited access to payment vehicles or simply bad cash management. The financial consequence for the DESCOs are missed revenues and stranded assets that cannot be recovered from the end user.

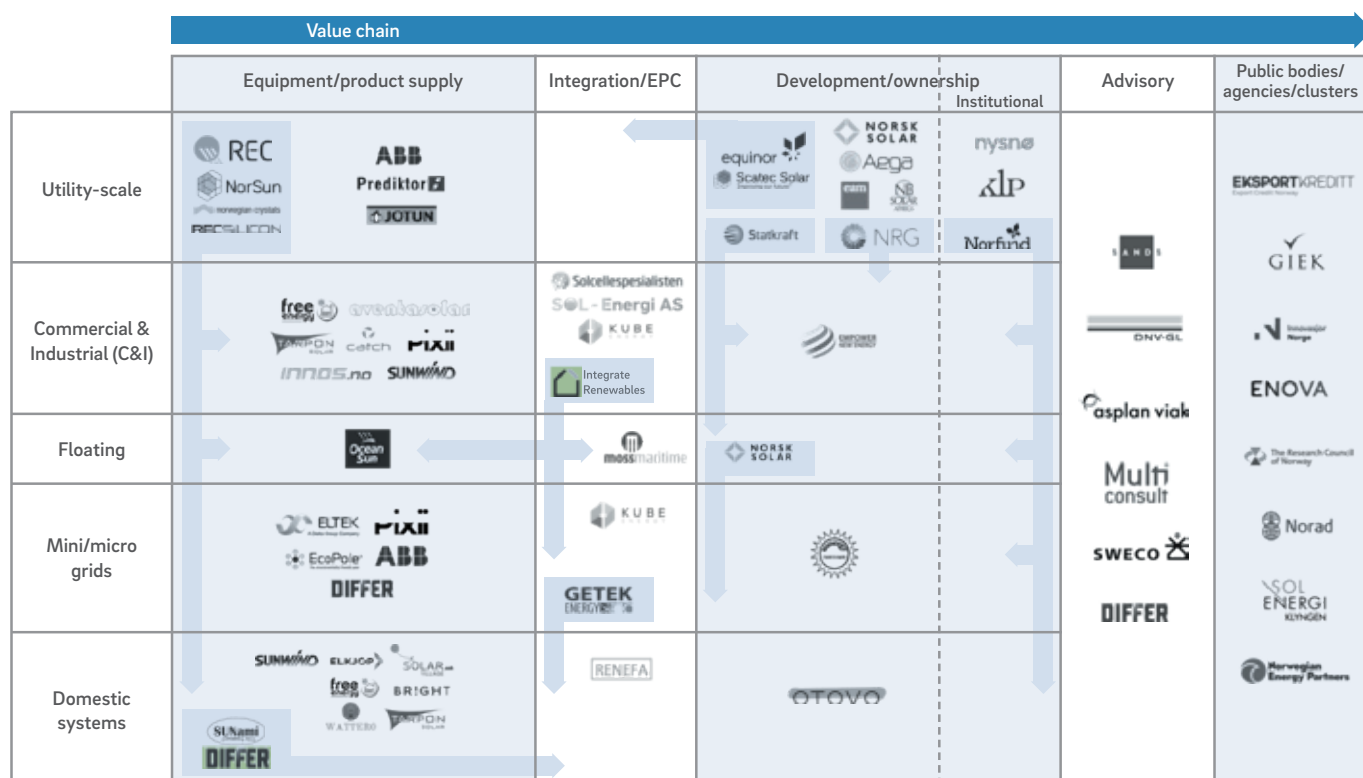
Exchange rate changes often kill unit economics. DESCOs operate in an international environment, and will often have upfront equipment expenses in USD, while revenues and operating expenses are in local currencies. With limited mechanisms in place to manage currency risk, profits can quickly be eaten up by a currency devaluation (i.e., shift in exchange rates) Unfortunately, DESCOs need to reach the next sale of size before it will be cost effective for them to hedge their currency risk with currency swaps, hedges and similar instruments..

Norway has a potent cluster of distributed solar energy companies

The Norwegian solar industry is well-positioned to take a large share of the gigantic global market currently evolving within solar energy. Some argue it can become the third largest export industry in Norway (Slengesol, 2019).

Norway is an "energy nation". Historically, the core competences have been within oil & gas and utility-scale hydro power. Over the last two decades, a substantial solar energy sector has developed, initially by wafer and module manufacturer REC and later by Scatec Solar – an EPC contractor and system integrator. At the same time, large Norwegian energy companies like Equinor and Statkraft have entered into the arena of solar energy.

In the wake of these companies a number of new initiatives and spin-offs have emerged, particularly within distributed solutions. The figure (source: Multiconsult), shows the variety of Norwegian solar businesses, ranging from component manufacturers and project developers within utility-scale, C&I and mini-grids to companies specializing within the distributed and pure off-grid segment. See appendix for an overview of the member companies of the Norwegian Solar Energy Cluster. Distributed solar energy solutions range from single-light lanterns to mini-grids and telecom tower solutions, and both young and well-established companies are positioning themselves to get – and create – a bit of the solar cake.



The Norwegian solar industry has evolved into much more than PV-panels. Companies have individually – and Norway collectively – strong competence and experience on storage and system integration, on products, services and distribution of complete solutions for end-users, on financing as part of the business models (fee-for-service/lease-to-own), to mention a few. Norwegian equity investors, loan providers and guarantors – both public and private – play an increasingly active role in the space. This is similar to the trend abroad where large multinationals such as Engie, Shell and EDF have started to take positions in distributed solar.

The solar industry is heavily export focussed, and Africa is a key market for many Norwegian solar companies. Many of them have established their own local organisations, while others are working specifically through partnerships with local businesses. All this shows the commitment and activities that Norwegian solar industry currently has developed over many years to become a real contributor to the fast-growing global solar market. With access to appropriate support mechanisms, solar can become an even more substantial export industry for Norway.

DEVISING A STRATEGY FOR UNIVERSAL ELECTRICITY ACCESS

CONTEXT: Several perspectives impact the strategy



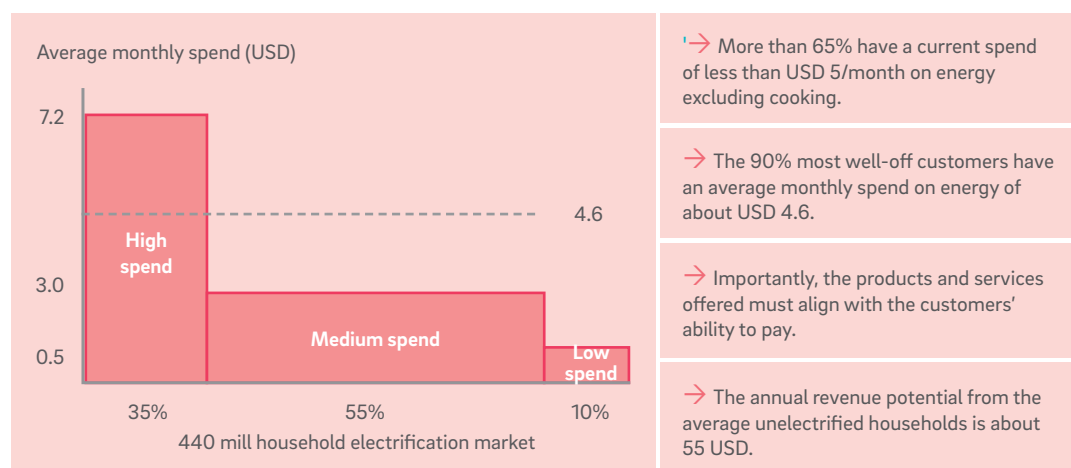
Who are the customers?

The first step is always to know your customers

Delivering on universal access is a daunting task. Access is needed for households, productive uses and community services. The demands are many and dispersed.

THE HOUSEHOLD SEGMENT: Many with low ability to pay
1.2 billion living without access and 1 billion living with a weak grid connection.
A total of about 440 million households. The annual revenue potential from the average unelectrified households is about 55 USD (Hystra; 2017).

Segmentation of the 440 million household customers based on energy spend (Statista; 2015):



PRODUCTIVE USES: Both large and small users

Access to electricity can spur productive uses at any level of access. Within productive use, there are two needs that are large in different ways:

- Large on energy: The largest electricity demand increases from today to 2030 is projected to come from C&I. This represents industrial growth primarily centred around cities or power generation facilities.
- Large on number: Basic access can also support productive uses. Light can enable shops to stay open longer and outdoor lighting can enable evening markets for food. With refrigeration shops can sell more expensive products. Tools for farming, such as water pumps for irrigation, increases harvests and can enable product processing.

For productive uses, one of the key challenges is the higher cost and high taxes imposed on super-efficient and high-quality appliances. To stimulate productive use from smaller amounts of energy, policies should stimulate access to energy efficient appliances in rural areas alongside the SHS (Clasp; 2019).

COMMUNITY FUNCTIONS

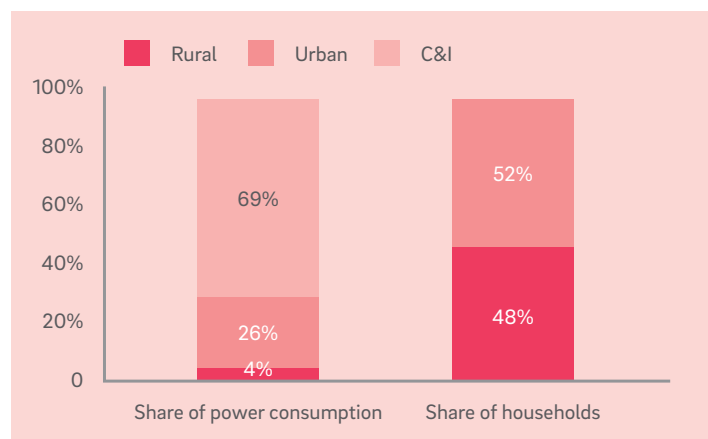
Beyond households, power is needed for community functions and institutions, like health clinics and schools. The customers are usually public authorities, UN affiliates and NGOs working in this space.

The Sub-Saharan Africa challenge to reach universal access

THE TASK CONSISTS OF MORE ACCESS AND MORE POWER

↓
Rural share of generation and population

In McKinsey's report Brighter Africa (McKinsey; 2015), the main scenario estimates a grid access rate of 71% in 2040. 8% are assumed to get access to off-grid solutions, taking the total electrification rate to 79%.



The rural population will represent 48% of the total population but represent only 4% of the total energy demand.

The urban population, representing 52%, will consume 26% of the total power generation, which equals 84% of the residential power consumption.

62% of the demand is from C&I.

REQUIRED INVESTMENTS

Meeting the energy demand and achieving 71% grid access requires more than USD 800 bn of investments in power generation and grid infrastructure, according to the McKinsey report.

Only 33% of new power capacity is expected to be renewable.

Distribution investment (USD 265bn) is high compared with the share of end-use.

If more of these investments intended for grid-based projects, were redirected to distributed solar solutions, more currently unelectrified people would have received access to electricity.

WHAT IS THE AVAILABLE FUNDING?

In 2015 and 2016, only about 10% of the required financing to achieve universal access was committed. According to IEA, approx. USD 50 billion annually was needed in investments to achieve universal access for Sub-Saharan Africa by 2030. However, according to the latest Energizing Finance report (Sustainable energy for all; 2018-1), only 10% of this amount

– around USD 5 bn – was in 2015 and 2016 committed to the 13 of the 20 High-Impact Countries (accounting for around 80% of those without access to energy).

More of the financing was towards fossil fuelled power plants than renewable energy. 1.6 bn of the total was for fossil-fuelled power. T&D accounted for another 1.5 billion – not counting any deficits in the national utilities - most of it to transport power from new fossil plants.

With the current funding and electrification plan, it will take 100 years to achieve universal access

Distributed solar solutions leverage the private sector

Leveraging private capital is crucial. With limited public funding, success in leveraging private sector capital is key in terms of raising the capital required to reach development and climate goals.

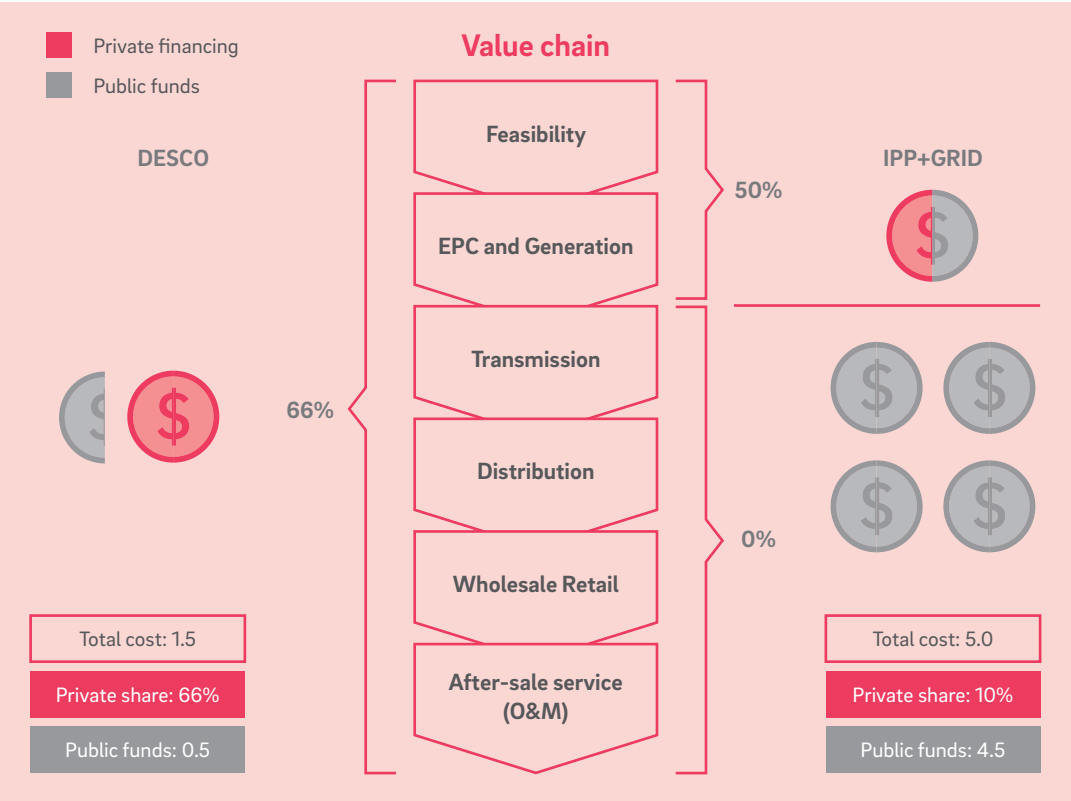
Private sector capital contribution is driven by potential returns on investment. This is the potential dollar revenue stream(s) from delivering an electricity service and the profitability of the businesses delivering that service. It is not driven by the size of the investment, nor the amount of public capital provided. Households have a given capacity to pay for a given electricity service level. With a given ability to pay from a customer, increasing the investment cost (and thereby lowering investment returns) will make financiers more reluctant to invest commercial capital.

The public share is still the highest for Private sector dominates the distributed

The private sector share of investments in the African power sector is around 10% annually (ICA, 2018). With IPPs, the private sector can be expected to represent around 50% of the power plant (ref Mocuba plant in Mozambique), but neglectable in far more costly grid infrastructure investments. For comparison, the share of private financing in the distributed energy chain is to date close to 70% (Woodmac).

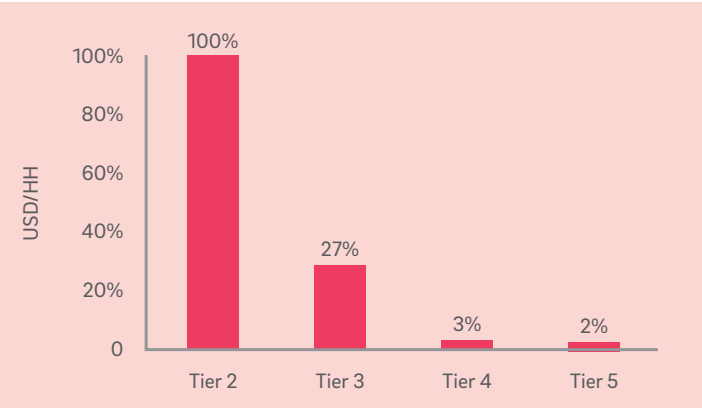
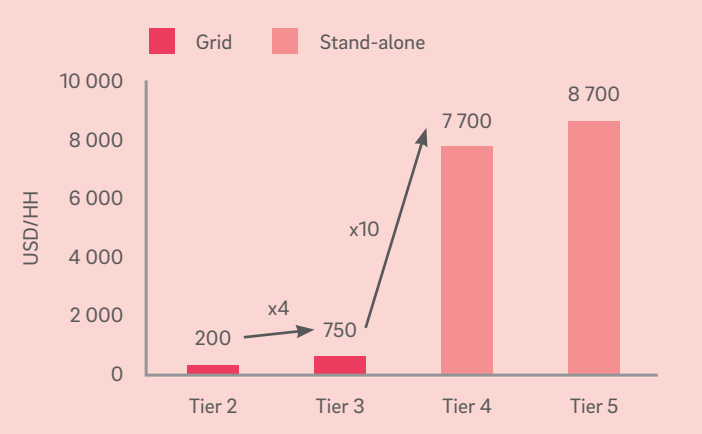
Public capital spend per household can be reduced by almost 90% by switching a household from grid to stand-alone. The overnight cost of a stand-alone solution is less than 30% of a grid-based solution (including both new power generation and grid infrastructure). The private sector contribution tend towards the same amount.

Private shares of investments through the two different supply chains:



The development perspective of universal access

Development impact is not proportional to investment cost, but to service levels and speed of implementation



↑
Share with access for a given budget

IS DEVELOPMENT IMPACT PROPORTIONAL TO THE COST OF ELECTRICITY ACCESS?

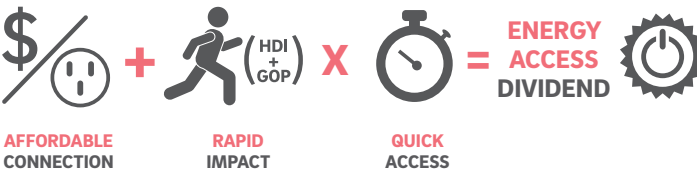
Providing access to higher tiers can give a higher development impact for the beneficiaries. On the other hand, higher access levels are more costly. For the majority of the unelectrified population, stand-alone has the lowest overnight cost for tiers 2 and 3. Grid has the lowest cost for tiers 4 and 5 for the majority.

The cost-multiples for higher tiers are likely higher than the impact-multiples. To increase access from Tier 2 to Tier 3 the cost almost quadruples. Moving from Tier 3 to Tier 4 means that the cost increases another 10 times. The total cost difference between Tier 2 and Tier 5 is almost 40 times. It is unlikely that the impact-multiples for the society are equally high.

With a limited budget, the number of households connected is proportional to the cost per household. Compared to 100% electrification by 2030 with Tier 2, only 3% would have access by 2030 with only Tier 4. 97% are left in the dark. Among the two alternatives, the development impact of the universal access alternative is likely higher.

For Sub-Saharan Africa, the current development and plans are expected to leave about as many in the dark in 2030 as we have today. This means that we are losing out on the Energy Access Dividend and are compounding the economic opportunity cost of access to energy.

Achieving universal access in 2120 instead of 2030 represents a loss of some 45 bn "light years"... (years of people's lives spent without electric light)



Source: Power For All

The climate perspective of universal access

The main sources of emissions to address in the power sector are:

Grid emissions:

Emissions from grid-connected fossil-fueled power plants

Diesel generators:

Grid-linked UPS solutions and fossil-fueled captive power projects

Baseline emissions:

Emissions from unelectrified households from e.g. kerosene (assumed 0,75 tCO₂e/year not including cooking) adapted from CDM/AMS-I.L

REDUCING GRID EMISSIONS:

Example:

The GET FiT programme in Uganda:

Total overnight cost: 800 MUSD

(including financing cost @ 10% WACC)

Expected reductions over 20 years: 11 MtCO₂e



Cost/tCO₂e: 73 USD

This alone does not give access to more people.

REDUCING BASELINE EMISSIONS:

Comparing cost effectiveness of grid connections vs stand-alone solutions (rural Tier 3):

Total cost of grid connection/HH: USD 3,500

(including financing cost @ 10% WACC)

Grid emission factor: 1

Emission reductions over 20 years: 7,5 tCO₂e



Cost/tCO₂e: 460 USD

Total cost of stand-alone solution/HH: USD 1,000

(including financing cost @ 10% WACC)

100% renewable

Emission reductions over 10 years: 7,5 tCO₂e



Cost/tCO₂e: 135 USD

REDUCING EMISSIONS FROM GENSETS:

Solar only

Total cost of PV-panels: 3000 USD (10kWp)

Avoided emissions: 0.9kg/kWh

Peak hours pr day: 3

Emission reductions over 20 years: 168 tCO₂e



Cost/tCO₂e: 18 USD

Solution with battery

Total cost of PV-panels: 3750 USD (12.5kWp)

Total cost of battery: 7500 USD (10kWh Li, incl everything)

Avoided emissions: 0.9kg/kWh

Peak hours pr day: 3



Cost/tCO₂e: 54 USD

Extending the grid is not a cost-effective way of cutting emissions

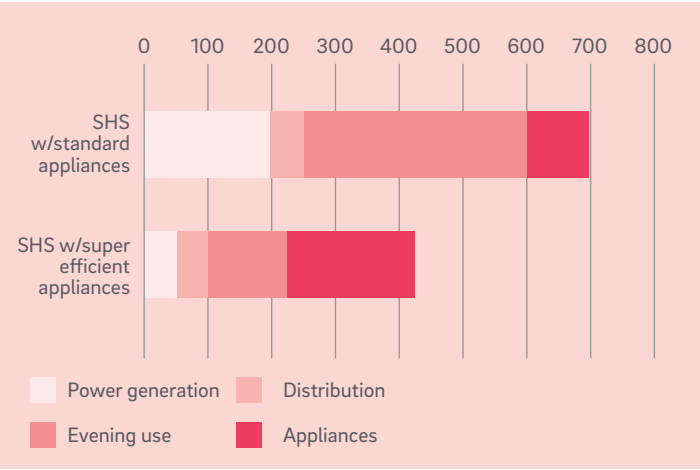
Delivering universal access:

Measuring progress towards the goals

Measuring progress by Wp of installed renewable energy capacity and cost/Wp fails to account for demand-side energy efficiency improvements. Electrification or greening of the power sector is often expressed by Wp installed renewable energy capacity and cost/Wp. These metrics account only for increased generation capacity while ignoring reduced consumption and cost of transmission. Focus on Wp can lead to inappropriate incentives and wrong prioritization. Below is a comparison (Berkeley Lab; 2015) of stand-alone solutions based on outdated and modern technology, including appliances (lights, TV, fan).

Alternatives for providing Tier 2 service level	Wp installed renewable capacity	Total cost of service level incl appl. (USD)	Cost/Wp
SHS w/standard appliances	121	700	6
SHS w/super-efficient appliances	27	425	16

Counting Wp installed capacity and cost/Wp favours costly and outdated technology. In the comparison, the alternative with the shortest lifetime and the highest cost comes out as the best on both parameters. Comparing with grid power, we would see same Wp capacity as for the standalone solution with standard appliances, but at a much higher overnight cost/Wp if we include the full cost of delivering the relevant service level.



The set of metrics to measure progress and cost effectiveness of funds must be adapted to better measure progress and cost-effectiveness in achieving the goals. Metrics focused on Wp fail to reflect both the development impact (number of households or other that actually gain access) and the environmental impact (actual emission reductions). In fact, other than the difference in lifetime cost, the two alternatives have identical development and climate impacts. With the two solutions providing the same service level, the solution with the lowest life-cycle cost for a given service level should be the one to scores the highest in terms of impact/USD. This is the solution that best balances capacity, efficiency and cost in providing the energy service.

In a situation with limited budgets, it is important that funds are spent based on cost per impact criteria. It is not the Wp installed, but the actual kWhs delivered that drives the climate impact. And it is not the Wp installed, but the service level that an end user experiences that drives development impact. Hence, progress metrics need to incorporate full cost and focus on the kWhs and service levels provided to the end user.

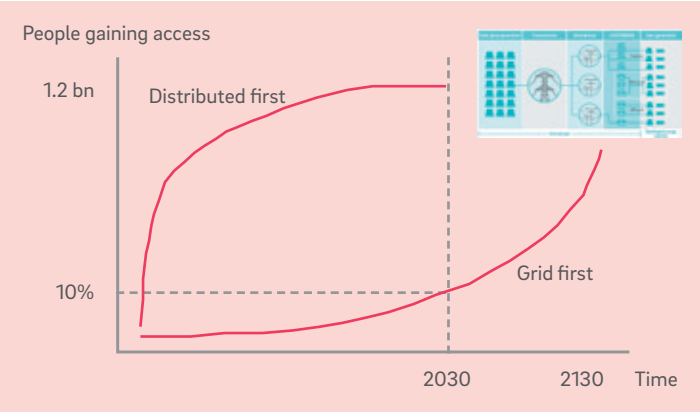
Delivering universal access

– The integrated electrification plan

There are many possible paths of electrification. To find the optimal plan, both grid and distributed solutions must be properly weighted and supported. Today, 77% of the world’s most electricity poor countries lack distributed renewable energy targets (World Energy Outlook, IEA, 2016).

Most current electrification plans have a “grid first” approach, both when it comes to use of available funding and for increasing energy access. Most public funds have to date been directed towards large, centralized energy generation and grid extension – both donor and local public funding. This is also the situation in Norway (Multiconsult; 2018), even though support to distributed solutions is increasing.

We must part with the “grid first” paradigm in electrification plans



With grid first, universal access is not on the horizon. This plan requires high investments per year and per household. With the committed financing as of 2016, it will take us more than 100 years – not 10 – to reach universal access. Increase in access will be slow initially as grid is financed first. By 2030 we will have connected some 10% of the un-connected.

With an off-grid first path, universal access by 2030 is achievable. This path starts by ensuring that everyone has a stand-alone or other cost-effective solution by 2030. With an annual sales volume of about 30 million stand-alone units in 2016 (based on only 300 million USD invested in that year and 1 billion accumulated since 2010) it is clear that providing access to all 240 million households with USD 5 billion per year can be a reality.

The optimal path is somewhere in between “grid first” and “off-grid first”.

An integrated electrification plan must be devised to best deliver on the objectives with the available funding. The two core development and climate objectives are, respectively, to increase energy access and to increase the share of renewables in the total energy consumption. The catalytic impact of the public funding is crucial in terms of how much one can achieve with limited public budgets.

Limited public budgets can be invested in renewable power plants, grid extension projects, behind the meter solutions or stand-alone solutions. The different options have different costs and impact potentials. The investment options can be compared based on three metrics: private sector leverage potential, cost effectiveness in driving socioeconomic development and cost effectiveness inn driving reducing emissions (see table). Clearly, grid distribution of power has limited impact on all metrics, while behind the meter and off-grid solutions are preferable, in combination with the grid-connected renewables.

	Private sector leverage	Development impact/USD	Climate impact/USD
Grid-connected renewables			
Grid distribution of power			
Behind-the-meter solutions			
Off-grid solutions			

Low impact
 High impact

OTHER KEY ELEMENTS OF AN INTEGRATED ELECTRIFICATION STRATEGY

1. Create a level playing field: From a cost effectiveness perspective, public grid and private off-grid service providers should be allowed to compete on more equal terms. Grid power and off-grid are 'competing' over the same customer base. Today, grid is the default choice for all the easiest and well-off customers. Distributed solutions are expected to service whatever is left of less commercially viable customers.

A grid electrification program uses public subsidies to capture the most attractive markets and customers from the distributed energy companies. Many customers that would have been commercially attractive for off-grid solutions without subsidies are offered subsidized grid connections. This creates loose/loose situations whereby the grid takes on another loss-making customer and the DESCO loses a potentially profitable customer. This makes it even more difficult for a national utility to achieve break-even and even more difficult for a DESCO to grow a profitable portfolio.

2. Keep a focus on energy efficiency as part of the solution. Energy efficiency is crucial to the cost effectiveness of meeting the growth in demand. Currently, super-efficient appliances do not benefit from the same tax exemptions as e.g. solar panels. This means that customers continue to purchase larger systems to combine with outdated appliance technology.

Customers end up with expensive systems and outdated appliances. The limited availability of appropriately priced energy efficient equipment leads customers into systems with higher annualized costs of energy service access. The high up-front costs of long-lasting lithium batteries leads customers to select lead-acid batteries. These batteries have a higher maintenance cost and shorter lifetime, hence significantly higher life cycle cost.

Robust support of a rapidly growing distributed energy sector will of course accelerate the development of super-efficient appliances. This is because developers will see the market potential of energy efficient products with a market potential of up to 1bn customers. On the contrary - without significant capital going into the sector and without sufficient growth, developers of efficient appliances will have no incentive to develop them.

Efficient appliances can also reduce the need for more grid power. Many countries are drastically increasing the grid electricity tariffs to move closer to cost-reflective levels. Higher tariffs increase the financial attractiveness of purchasing super-efficient appliances, as it could ease the cost burden from tariff increases – as a super-efficient household will not use nearly as much energy.

Super-efficient appliances need to be promoted by policies and incentives:

- Enforced policies on quality standards, labelling and import regulations.
- Financial incentives (The US-based NGO CLASP is also implementing financial incentives to stimulate increased market entry for super-efficient appliances into developing countries.)

Delivering universal access: A financing plan

Electrification by grid has several drawbacks:

1. **Grid electrification is overly expensive as a means of rural electrification.** With the few kilowatt hours to be delivered, it is clearly unattractive to build expensive infrastructure
2. **Building grids is very expensive and drains public funds!** Without cost-reflective tariffs, the cost of extending the grid is often covered by public funding in its entirety.

In a presentation by Norwegian TSO Statnett, who had assessed how to maintain a sustainable and secure grid while integrating more renewables in African grids, "Limit demand growth" was recommendation number 1. It was also the final recommendation, ...and number 8 – just to make sure to get the importance of this across...

3. **Grids are often weak and not ready to take on new customers/demand.** Many need to be improved in order to take on a higher share of intermittent renewables. See conclusions from Statnett.

4. **According to World Bank data, a grid connection takes on average 5 years to materialize – and we only have a decade left to 2030.** Hence, stand-alone solutions can make a solid contribution – in two steps:

Hence, stand-alone solutions can make a solid contribution – **in two steps**:

1

Increase the share of stand-alone solutions in rural electrification plans and SKIP planned power plants




Reduced need for new grid and coal power. Enormous grid subsidies saved! More people get energy access!

2

Redirect grid subsidies saved into incentives to SWITCH planned coal to renewable energy and energy storage on the remaining grid



More renewables! ... and less coal!



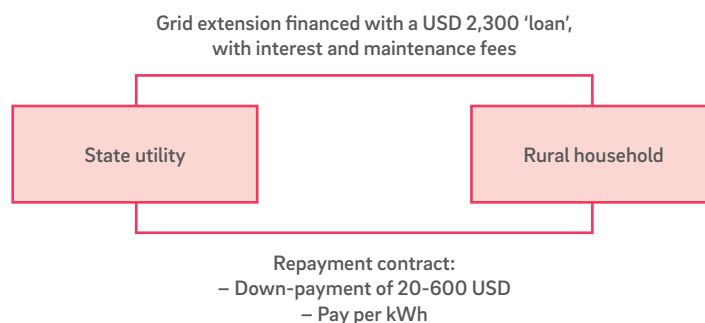
About USD 30 bn in public funds could be saved by switching 10 million households from the grid plan to the off-grid plan. The saved funds could be used to stimulate electrification of more households or more renewable energy capacity on the grid – where substantial private sector contributions are feasible.

Are expensive grid extensions the 'sub-prime' of Africa?

Sub-prime:

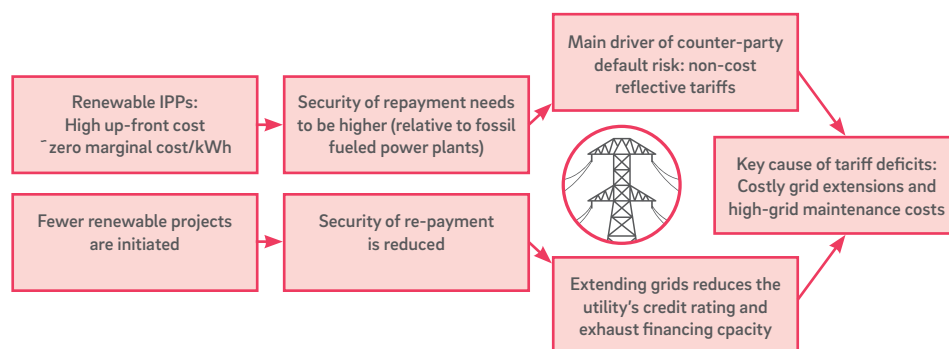
Sub-prime refers to the credit quality of particular borrowers, who have weakened credit histories and a greater risk of loan default than prime borrowers. Subprime lending means making loans to people who may have difficulty maintaining the repayment schedule - Wikipedia

The challenge of grid financing: Grid extensions are in principle financing of expensive infrastructure projects against a sub-prime customer group:



In many developing countries, it is very likely that a large portion of customers will not pay back the entire loan including interest. Especially when each customer might consume only 10-20% of what they used to due to super-efficient appliances. A commercial MFI would never have approved such a loan.

Grid extensions substantially increase counter-party risk for renewable energy IPPs:



A counter-party continuing to extend loans they know have unsustainable payment rates is not a reliable counter-party for an IPP. If a private DESCO would operate according to such principles it would be called irresponsible, in particular if public funding would be covering the losses.

A utility leaving as much distribution as possible to the private sector and distributed energy sector will be a more reliable counterparty for renewable IPPs and could increase the uptake of renewables on a more limited grid.

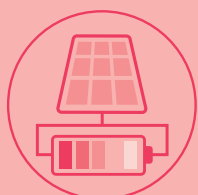
Delivering universal access:

Togo – A land with a plan

In many developing economies, electrification planning budgets has favoured grid extension activities, leaving the responsibility of off-grid activities to private ventures. This does not mean that off-grid households are ignored in electrification plans; however, the capital transferred to the businesses has mostly been in form of tax rebates/VAT waivers for companies willing to enter the market.


Togo can only generate about a third of the power it needs. When considering how to proceed towards universal electrification, they decided to take an integrated approach.

In 2017, a complete plan to electrify the country by 2030 was developed, integrating elements from both on-grid and off-grid areas. Future work in Togo will feed into this plan. In short, Togo set up rural electrification agency (AT2ER) and conducted GIS mapping to classify areas as most suitable for grid/mini-grid/off-grid respectively. This resulted in the following three electrification approaches:




Project CIZO: Provide inexpensive solar home systems for sparsely populated rural areas. The goal is to electrify 555 000 households through distributed solar energy within 2030. The plan includes subsidies for the neediest. Service levels from tier 1 to 3

- a. To be done by a handful licensed operators (PAYGO).
- b. Standards to qualify (Lighting Global, >20W, Energy as a service, connectivity).
- c. Budget for productive use (street lights, health, schools, irrigation)
- d. About 2/3 private financing (private funding by PAYGOs)



Togo Mini-grid program: Build 300 mini grids for densely populated rural areas (~55 000 HH). Construction of these is to be set to private companies using auctions & tenders. Service level from tier 2 to 4. About 50% of budget is based on private financing



Grid extension plan: Extend grid by 400 000 connections in grid areas and extend grid to cover 270 000 connections in unelectrified areas. Service level from tier 3 to 5

To facilitate the implementation, the government of Togo provide financing line, logistics means (using local postal service offices), sale points, facilitate import, conduct awareness campaigns, provide training, data, mobile payment platform (!) and credit bureau/microfinance support.

The program has a total public cost of USD1.7bn, of which grid (mostly subsidies) and SHS (mostly credit lines) comprise just above 40% each. Looking at cost per connection, mini grids will be the most expensive by far. About 44% of the budget is privately funded (37% company funding of SHS and mini grid). This is a wholistic approach that allows Togo to attract financing to a plan in the next phase of the project, instead of financing project by project. The program is now in its demonstration phase (until 2020), which is almost financed. A handful of mini grids have been built and the first PAYGO companies are in place.

Five recommendations on Norway's clean energy for development strategy

Be true to the objectives when developing the electrification plan

- Currently, both Norwegian and overall electrification plans are not devised to realize the development and climate goals
- Make prioritizations that are in line with the objectives and devise strategies and plans that maximize impact

Integrated approaches are necessary to arrive at optimal solutions in interactions with partner countries

- The optimal path to universal access is a mix of large-scale power generation, grids, distributed energy solutions and energy efficiency
- There should be a level playing field, where subsidies and tax benefits are developed to the advantage of all and not to the disadvantage of some
- Enforced quality standards are incredibly important for distributed energy solutions to succeed in turning the from poor quality to sustainable quality

Grid distribution projects should be limited until tariffs are cost reflective

- Distributed solar is now cost optimal for most household and commercial/productive uses
- Development funds suffer as there is practically no private sector finance
- Development goals suffer as the grid is a very costly way of distributing energy in comparison
- Climate goals suffer as more grid means more fossil fuels
- Renewable IPPs suffer as credit worthiness of utilities and nations is reduced
- DESCOs suffer as they miss out on profitable customers due to large grid subsidies
- The people suffer as public funds are drained and electricity access is delayed

Utilize the untapped potential of distributed renewable energy to the max

- Traditionally, electrification plans are "grid first" with distributed energy as a side-kick
- Distributed solar represent an opportunity to jointly meet two previously contradicting objectives
- Combining the cost-efficiency, speed, 100% renewable and high private sector leverage factor in the DESCO supply chain is an extremely potent opportunity
- A lot can be achieved with limited public spending

Jump on the distributed energy train; don't outsource this huge potential

- Distributed energy will be BIG – both in developed and developing countries
- Distributed energy is part of the end game – both in developed and developing countries
- Norway has experience and expertise in solar energy which is applicable also for distributed solutions
- Norway should position to take a large share of the "solar energy supply and service sector"

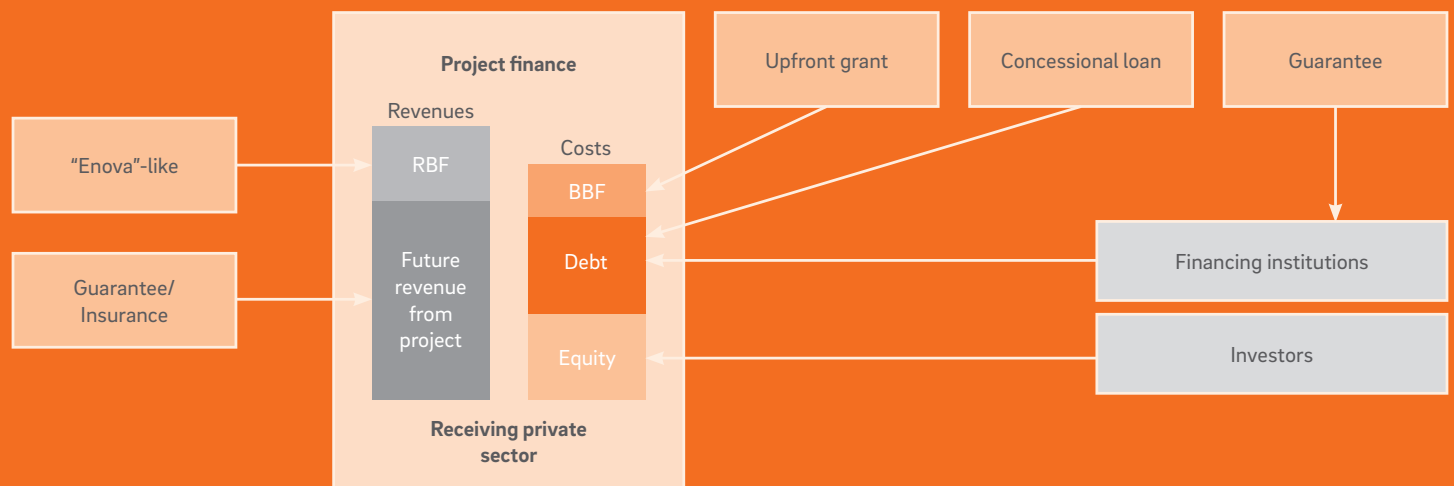
Norway must ensure that distributed and off-grid energy becomes an integral part of the national electrification plans in their partner countries



SIYOP
PARFUMS & COSMETIQUES
PALMA ROSA 100 ML
CH.24

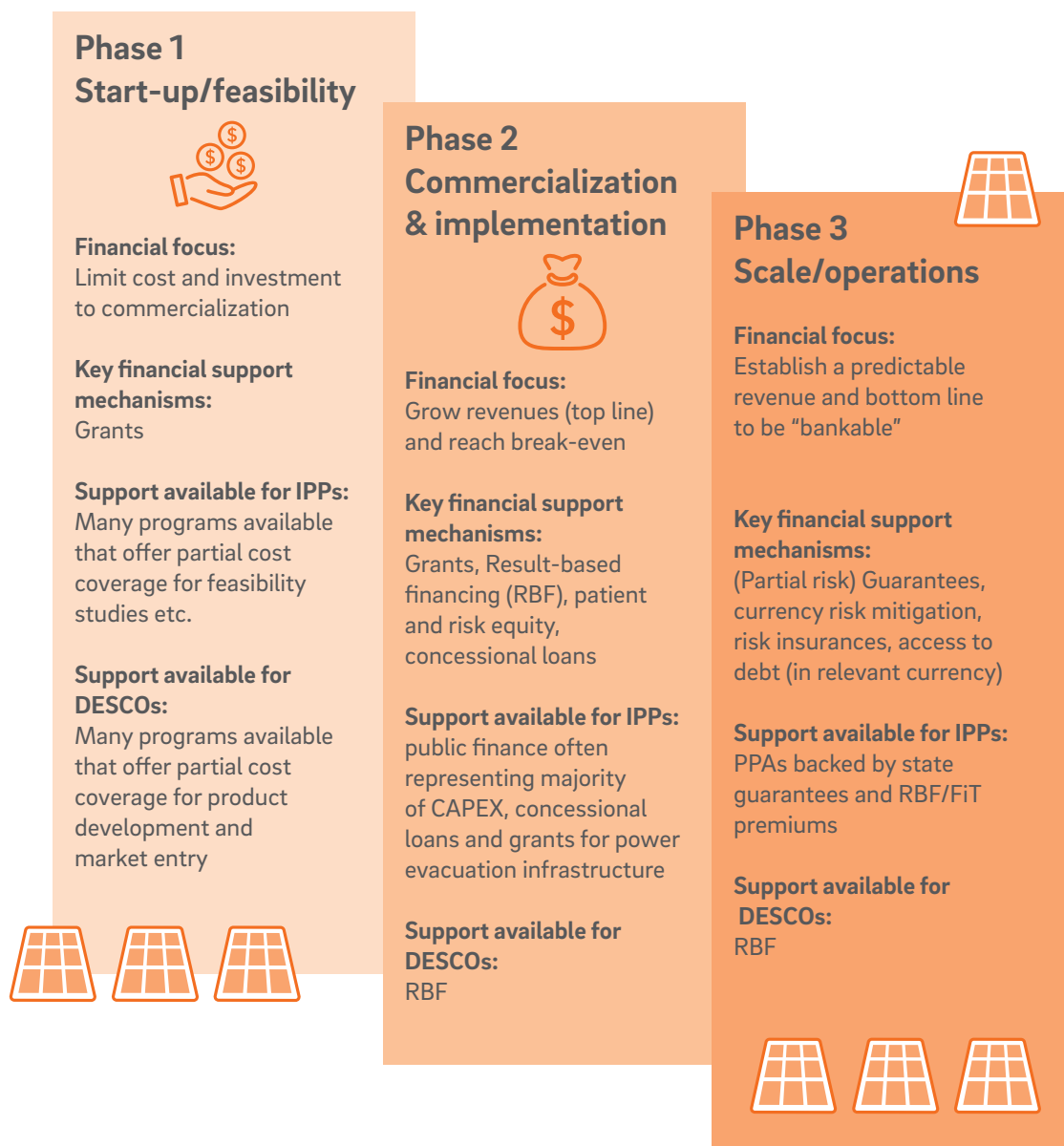
DEVELOPING THE POLICY TOOLBOX

CONTEXT: IF WE WANT TO GET THE MOST OUT OF PUBLIC MONEY, HOW SHOULD OUR POLICIES BE DESIGNED?
DISTRIBUTED IS NEEDED – HOW SHOULD IT BE REALISED?



Supporting renewable projects from start to scale

Support schemes are plentiful and generally accessible for the initial stages of the DESCO evolution. Grants are weighing in quite heavily at early stages, but still provide only a limited share of the total capital inflow needed to develop a DESCO to profitable scale. In full operation at scale, however, the support schemes are well developed and much stronger for IPPs.



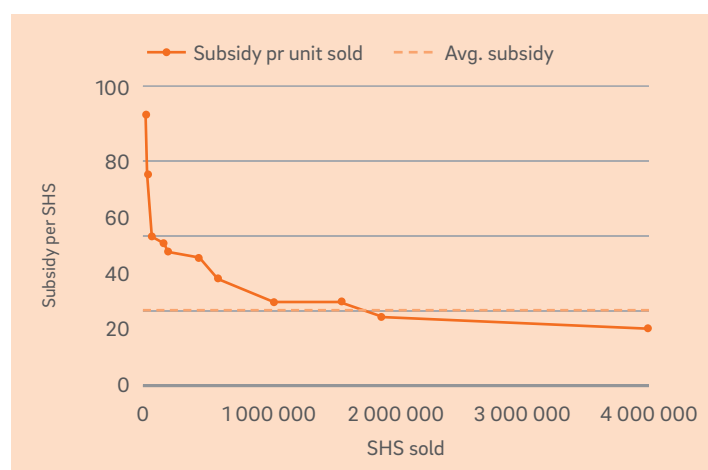
Other critical measures/support critical to distributed energy solutions:

- Patient risk equity: even though returns can be high, they are uncertain and requires scale.
- Enforced quality standards: necessary for quality products to gain market shares at the expense of cheap, low-quality products. Limited ability to pay combined with limited trust in the value of paying for quality drives many to select alternatives with high life-cycle costs.

The success and short-comings of distributed energy incentives

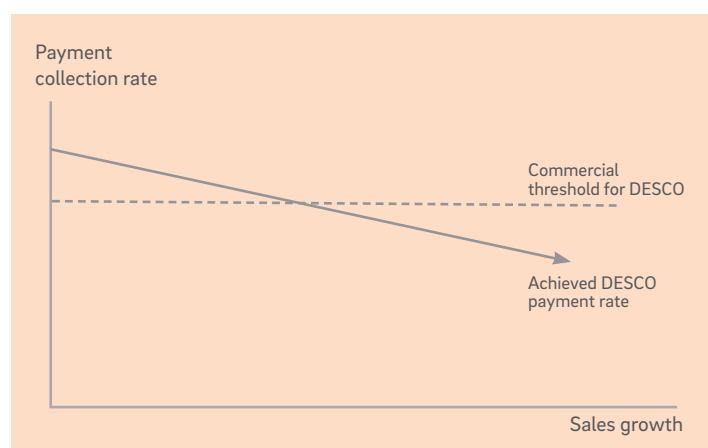
Many initiatives have targeted distributed energy solutions aiming to bring scale. Most are results-based financing (RBF) mechanisms, whereby a pre-agreed cash incentive (grant) is disbursed against a documented pre-agreed result – like a verified sale of a solar system. Two key programs often referred to are EnDev's RBF program (RBFF) and the IDCOL RBF program in Bangladesh. Most RBF schemes targeting off-grid PV solutions – implemented or in planning – pay an incentive per unit sold, with the amount depending on the system size or performance.

The success:



Stimulating rapid sales growth: RBF programs have managed to stimulate increased sales, enabled energy access companies to build some core infrastructure to manage the operations. IDCOL (<http://www.idcol.org/>) passed 4 million incentivized units, with an average incentive of about USD 25. In Tanzania, the counter passed 60,000 late 2017 and a next phase is in planning (EnDev, 2017).

The short-comings:



RBF incentives alone are not sufficient to achieve the required scale for SDG7

Tumbling commercial sustainability: When scaling, increased sales come with increased risk. Many DESCOs and MFIs – both in Bangladesh and Tanzania - experienced the flip side of rapid growth. This is not unique for these two schemes. In a market where everyone wants a SHS, growth is tempting when incentives are added. But when many customers cannot afford the SHS they signed up for, i.e. are not credit-worthy, customer "cherry-picking" becomes crucial to survival. The other main short-coming is the inability of companies to secure working capital based on the incentive.

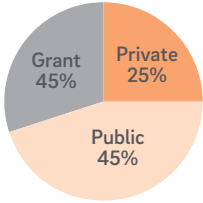
DESCOs are not scaling at a pace leading to universal access.

The consequence of slim margins and high end-user default risk is that many of the larger DESCOs now focus their efforts in peri-urban areas - competing with subsidized grid densification projects. By selling larger or smaller systems within their serviced areas or financing new assets to their customer base - like mobile phones and TVs - DESCOs reduce default risk relative to the risk associated with reaching into new areas and segments.

Successful schemes for grid-connected power plants

Example 1: GET FiT Uganda

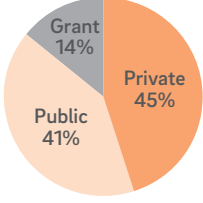
The Global Energy Transfer Feed in Tariff (GET FiT) Programme is a successful programme established in 2013 with the ambition of assisting East African nations in pursuing a climate resilient low-carbon development path resulting in sustainable growth.

Total capital: ~USD 645 mill (incl. 104 in FiT premiums and power evacuation and grid re-enforcements)	Capital blend: 	Projects: 17 projects 158 MW 773 GWh under PPA Hydro, solar and bagasse	Household access potential: 1,7 million (assuming Tier 3 with 365 kWh per HH per year)	Cost per household (not including grid distribution cost*): USD 380
---	--	--	---	---

The suite of support mechanisms and incentives comprises results-based grant financing, AAA rated guarantees, concessional/promotional financing and TA. To facilitate full evacuation of the power from the plants under development, ~80 MUS\$ has been secured for grid reinforcements. However, delays still represent potential deemed energy obligations estimated at US\$30 per year for the affected projects (GET FiT, 2017).

Example 2: Mocuba Power plant in Mozambique:

Mozambique's first PV solar power plant, located in the district of Mocuba, in the central Mozambican province of Zambezia. The project is expected to begin production this spring.

Total capital: ~USD 80 mill (including NORAD financed power evacuation)	Capital blend: 	Projects: One solar PV plant 40 MW 177 MWh/year	Household access potential: 175-200k (as stated by project proponents; equals Tier 3)	Cost per household (not including grid distribution cost*): USD 400-460
--	--	---	--	---

The suite of support mechanisms and incentives comprises a 25-year PPA backed by state guarantees, grant financing and concessional loans. In addition to the project financing, NORAD has provided a grant for building the power evacuation infrastructure.

**) Average grid distribution costs vary - from an average of USD 750 for urban households to an average of around 2,300 or 2,500 for rural households depending on the source.*

Support measures for IPPs are much more comprehensive

	GET FiT Uganda	Mocuba power plant	EnDEV Tanzania RBF
Revenue certainty	20-year PPA	25-year PPA	No existing support
Revenue boost	GET FiT Premium Payment Mechanism (GFPPM) of up to 16% on top of the government feed-in-tariff per kWh generated. To increase the impact on the project IRR, the funds of the GFPPM are disbursed 50% at commissioning and 50% as a per kWh premium over the five first years of operation.	Potential subsidy relative to the social power tariff.	RBF of 1.5 MUS\$ for 64k sold products by end 2017. Equals about EUR 23 per product.
Guarantees	Partial Risk Guarantee (PRG) from World Bank / MIGA (Guarantee Facility)	Mozambique sovereign guarantee	No existing support
Currency risk mitigation	FiT Premiums paid in USD	Assumed to lie with EDM with loans in USD	No structured support
Grants	80 MUS\$ for power evacuation projects related to the GET FiT project portfolio;	7 MUS\$ in project finance; 4 MUS\$ NORAD power evacuation grant	5% grant share of corporate finance in the sector.
Public finance	75% including grants	55% including grants; 19 MUS\$ concessional loan	~30% public share of corporate financing + grants around 10-20% of product cost in RBF
Other	Delays represent potential deemed energy obligations estimated at 30 MUS\$ per year for the affected projects	Unknown	World Bank/IFC Lighting TNZ activities: quality assurance; awareness campaigns; market intel; and business and supply chain development.

- The incentive and support packages for IPPs are more comprehensive when it comes to revenue predictability.
- Both lack measures to improve repayment credibility

Enabling “bankability”

“Bankable”: A project that has sufficient collateral, future cashflow, and high probability of success, to be acceptable to institutional lenders for financing.

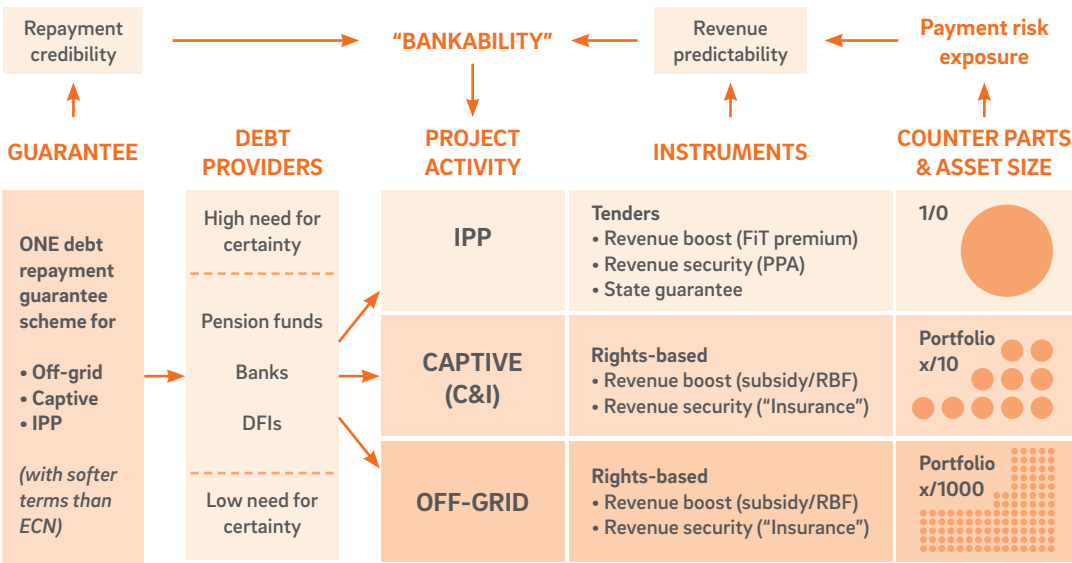
To achieve success at scale, “bankability” is crucial. A bankable project will have access to two keys to success:

- Financing from the largest sources of funds
- Financing at attractive rates and currencies

Bankability is key for a project activity, be it an IPP project, a captive project targeting the C&I market or an off-grid project targeting households, business individuals and small businesses. In general, the bankability depends on the revenue predictability and the debt repayment credibility of a project activity.

- **Payment risk exposure:** The main risk of a project that has passed the “proof of concept” stage is the counterparty risk. The number of counter-parties and the size of each counter-party gives different risk profiles, but counterparty risk is clearly and irrespectively prohibitive for bankability for energy projects in developing countries.
- **Revenue predictability and repayment credibility:** In lack of high-value collateral, a predictable revenue steam provides confidence to a debt provider that a lender will be able to repay the loan according to agreed terms. Either, the customers of the project activity need to have sufficient credibility or there are other measures in place to provide credibility.

Bankability: There are different mechanism that can be established to improve the revenue predictability for the project activity and to improve the confidence of the financier that a loan will be repaid. Bankability requires that the combination of the two gives sufficient confidence for the potential debt provider.



MEASURES TO STRENGTHEN REVENUE PREDICTABILITY:

For IPPs: Very strong incentives are established to create predictable and sufficient revenue streams for IPPs. A long-term PPA with a national utility sets payment at a level which is sufficient for the IPPs to generate the required financial returns. The right to such a PPA is normally tendered and awarded to the best economic offer.

Can we mirror support levels of IPPs to stimulate stronger growth of DESCOS?

In some cases, the payment agreed in the PPA is higher than what the utility is able to recover in terms of revenues from the end users. Hence, there is sometimes an implicit subsidy to secure revenues for the IPP above the resale value for the utility.

For DESCOS: Neither captive C&I nor residential projects benefit from the same level of support as the IPPs. Sometimes an RBF or similar incentive exists to boost revenues for successful sales. Due to the different risk profiles of DESCOS, RBF incentives are often "right-based", as the incentive is paid to anyone delivering eligible results. RBF is very well suited as revenue-boosting mechanism for distributed energy service operations. But RBF alone does not do the job. RBF boosts revenues, but does not increase predictability and hence does not have the required impact in terms of providing the scale of attractive inventory financing required for achieving SDG7.

Measures that can improve the revenue predictability do not exist at relevant scale. A large portfolio often has a predictable revenue stream. However, in a growth scenario, the portfolio payment rate that a company will have after doubling the portfolio size is uncertain. Hence, rapid growth can represent a barrier to "bankability". Options for downside protection, like stop-loss or first-loss, is limited for DESCOS as of today. This clearly limits the financial viability and growth of many DESCOS in practice.

Measures are in place for IPPs, but lack of mechanisms for down-side risk protection is hampering the sustainable growth of DESCOS.

MEASURES TO STRENGTHEN REPAYMENT CREDIBILITY:

For IPPs: Over the later years, the low credit-worthiness of developing country utilities and state treasuries has raised doubts regarding the security of the revenue stream to the project activity. With IPPs struggling to get financing despite having won PPAs and achieved a high degree of revenue reliability, the need for measures increasing the repayment credibility for a debt provider has risen.

For DESCOS: Given the lack of mechanisms to limit the downside for DESCOS, many struggle to secure financing at attractive terms and many grow very carefully focusing only on the most credit worthy customers. Access to financing at appropriate scale, terms and currency first requires measures to increase revenue predictability but will also repayment credibility as for IPPs. Lately, many DESCOS have had to resort to crowd financing as their main source of debt.

There is a clear need for a guarantee facility – both for IPPs and for DESCOS.

Norway can lead the way towards climate friendly universal access

Norway is well-positioned to take the lead in creating framework conditions that lead to a substantial directional shift – from today's path of electrifying only a peri-urban fraction of the unelectrified population to a path leading towards universal access. The guarantee mechanism will stimulate IPP activity, but the costs and challenges with the grids will remain and limit progress towards SDG7.

Norwegian guarantee scheme under development: In Norway's latest budget agreement, the Government was instructed to assess different models for and provide an assessment of a guarantee facility for renewable energy in developing countries"

The development of a guarantee facility for distributed renewable energy solutions should not be postponed. The size of the asset base can be as large for a DESCO as for a grid-scale power plant. Assuming that the new facility will offer guarantees at subsidized terms, by the use of ODA, the facility must be made accessible for both supply chains of energy services, not just one. A one-sided focus on IPPs risks enforcing the focus on grid as the default way of electrification. It will again be subsidizing the grid

model at the expense of the distributed model. This in turn is likely to jeopardize our chances of achieving SDG7, as financing an expanding grid remains as a challenge.

Recently, we have seen signs of portfolio structuring in the DESCO market that better matches a future guarantee scheme. E.g. SunFunder has structured several blended finance deals and had raised USD 62 million by the end of 2017 (SunFunder; 2018). But we need to move from millions to billions. A guarantee mechanism can make that possible. The potential in the DESCOs and the solar energy supply chain is gigantic, however the repayment risk limits the larger pools of funds from entering the space.

A guarantee facility for IPPs will be good for the climate, but DESCOs must be included to also stimulate increased access.

Measures to strengthen the revenue predictability must come first. Whether the risk hampering the growth of DESCOs is real or perceived is yet to be determined. It is not necessarily so that more remote customers are less creditworthy or will represent higher default rates. But the uncertainty is enough to direct DESCOs to start financing new layers for the existing customer base – and in current geographies - rather than growing and expanding at the rate required.

Norway is one of the sponsors of the multi-donor partnership program Energising Development (EnDev), promoting sustainable access to modern energy services for households, social institutions and small to medium-sized enterprises in developing countries in Africa, Asia and Latin America. EnDev has over the latest years operated a pilot program testing different RBF mechanisms for DESCOs. Although an insurance-like mechanism is different in nature from what EnDev has been implementing to date, EnDev has the required experience both with the distributed energy sector and the local market conditions in many relevant countries. EnDev would be a fit for purpose vehicle for implementing new downside risk protection mechanism.

With appropriate measures to increase the revenue predictability as a basis, a guarantee mechanism that can bring the required confidence of the debt providers.

The need for a default risk mitigation mechanism

Impact of customer non-payment on the commercial sustainability of a DESCO



A DESCO takes on a risk of insufficient money recollection for each new customer. When commercial sustainability requires that at least 7 or 8 of every 10 customers pay according to plan, it is clear that the risk associated with expanding the customer portfolio is high and that focus quickly turns towards low-hanging fruit. If universal access is to be reached by 2030 we must pave the way for rapid and commercially viable growth and geographical expansion of the DESCOs.

Many commercially viable customers are not getting access. Today, segments and areas where customer payment rates are at risk of dropping below 80% are largely served. This in spite that 7 out of 10 could have the ability to pay for access – without subsidies.

DESCOs cannot afford to fail on the payment rate. This leads to a low ability to absorb end user payment risk. We hence need an incentive mechanism that can increase the risk that DESCOs can absorb. Such a mechanism has the potential to be cost-effective as it will only pay out for the customers that actually pull the payment rate below the commercial hurdle rate. This is as contrary to paying an incentive for each new customer.

New risk mitigation mechanisms are needed. The mechanisms should aim to enable DESCOs to absorb more payment risk and provide a more predictable revenue stream. A predictable and commercially viable revenue stream is the key to 'bankability' and reduced cost of capital. The mechanism should balance risk coverage with ensuring that risk and responsibility still lies mainly with the DESCO.

Limited public support can increase the addressable market dramatically. The first energy access product sold to an off-grid consumer is the most challenging. There are many households that can or are close to be able to afford a solar home system. However, many have no credit history and the risk of repayment rates below the hurdle rate currently prohibits the business model to continue the rapid growth and widen its reach. Through a kind of insurance mechanism, companies can get the financial security needed to develop a larger customer base – with limited public funds paid per household. With a larger customer base, the DESCOs will have more customers that they can continue to stack additional value adding products and services, which again yields a more predictable and sustainable payment rate.



Five recommendations on Norwegian policy actions

Level efforts between grid power and distributed energy solutions to make both “bankable”

- To date, focus and funding has been skewed towards grids and large-scale power plants where there has been a willingness to “do what it takes”
- Grants and soft loans available to grid distribution should be mirrored (although at lower cost per HH) to off-grid distribution

Develop one common guarantee facility to counter insufficient customer credit worthiness

- A guarantee facility is expected to have a very high catalytic impact
- To ensure that all opportunities are seized and benchmarked, the both grid-connected and distributed they should all be channeled through the same framework
- Distributed opportunities are currently few and small, but distributed will be BIG and the facility should be prepared

Increase support and promote additional measures for mitigation of the end user risk exposure for DESCOS

- IPPs have a quite standardized and very strong protection towards end-user payment risk
- DESCOS have limited options to limit down-side risk
- That the IEA finds that decentralized renewables offer the least-cost solution for three-quarters of additional electricity connections needed in sub-Saharan Africa does not mean that they are commercially attractive
- Unless downside risk is addressed, DESCOS will not scale at the necessary speed and the guarantee mechanism will carry higher risk

Utilize the potential and experience of Energizing Development

- EnDev have substantial and world-leading experience that can be leveraged
- Funding should be substantial and bring the facility out of the pilot phase
- New programs should be wide-reaching

Provide patient and risk-tolerant equity to Norwegian DESCOS

- The DESCOS sector is in a commercialization phase and needs patient and risk-tolerant equity
- The newly established equity investment fund Nysnø should play a catalytic role in the Norwegian distributed energy sector

The suite of incentives for distributed should show the same willingness and effort to achieve bankability as incentives implemented for the IPPs



LIST OF REFERENCES

African Development Bank (2018): Technology and innovative finance key to reaching end users - <http://www.intelligentcio.com/africa/2018/10/16/technology-and-innovative-finance-key-to-reaching-end-users/>

Berkeley Lab (2015): Powering a Home with Just 25 Watts of Solar PV - https://www.sun-connect-news.org/fileadmin/DATEIEN/Dateien/New/GlobalLEAP-PoweringAHome__1_.pdf

Berkeley Lab (2016): Is Bigger Best in Renewable Energy? - <https://ilsr.org/report-is-bigger-best/>

Bloomberg New Energy Finance (2018-1): New energy outlook 2018 - <https://about.bnef.com/new-energy-outlook/>

Bloomberg New Energy Finance (2018-2): Tumbling Costs for Wind, Solar, Batteries Are Squeezing - <https://about.bnef.com/blog/tumbling-costs-wind-solar-batteries-squeezing-fossil-fuels/>

Bloomberg New Energy Finance (2019): Solar for Businesses in Sub-Saharan Africa - https://data.bloomberglp.com/professional/sites/24/BNEF_responsAbility-report-Solar-for-Businesses-in-Sub-Saharan-Africa.pdf

Clasp (2019): Getting to know off- and weak-grid consumers: The unforeseen impacts of energy efficient off-grid appliances - <https://clasp.ngo/updates/2019/getting-to-know-off-and-weak-grid-consumers-the-unforeseen-impacts-of-energy-efficient-off-grid-appliances>

Climate Action Tracker (2018): CAT Emissions Gaps - <https://climateactiontracker.org/global/cat-emissions-gaps/>

Dalberg (2018): 2018 Global Off-Grid Solar Market Trends - <https://www.dalberg.com/our-ideas/2018-global-grid-solar-market-trends-report-released>

ESI Africa (2019): Mozambique introduces sharp electricity tariff increase - <https://www.esi-africa.com/industry-sectors/finance-and-policy/mozambique-introduces-sharp-electricity-tariff-increase/>

ESMAP (2015): Beyond Connections: Energy Access Redefined - <https://www.esmap.org/node/55526>

Get Fit (2017): GET FiT Uganda Annual Report 2017 - <https://www.getfit-reports.com/2017/>

Gogla (2018): Employment opportunities in an evolving market - https://www.gogla.org/sites/default/files/resource_docs/job_creation_in_the_og_sector_-_policy_note_1.pdf

Gogla (2018): Powering Opportunity: The Economic Impact of Off-Grid Solar - https://www.gogla.org/sites/default/files/resource_docs/gogla_powering_opportunity_report.pdf

Gogla - <https://www.gogla.org>

GSMA (2017): The Mobile Economy: Sub-Saharan Africa 2017 - <https://www.gsmainelligence.com/research/?file=7b-f3592e6d750144e58d9dcfac6adfab&download>

Hystra (2017): Reaching scale in access to energy: Lessons from practitioners. - https://static1.squarespace.com/static/51bef39fe4b010d205f84a92/t/594a8a4f86e6c05c7d651eb1/1498057514242/Energy_Report+%28ADB+excluded+%2B+license%29.pdf

IDCOL - <http://www.idcol.org/>

International Energy Agency (2016): 2016 data - <https://www.iea.org/statistics/>

International Energy Agency (2017): New Policy Scenarios, World Energy Outlook 2017 - <https://www.iea.org/weo2017/>

International Energy Agency (2016): World Energy Outlook 2016 - <https://www.iea.org/weo/>

Lazard (2017): Lazard's levelized cost of energy analysis - version 11.0 - <https://www.lazard.com/media/450337/lazard-levelized-cost-of-energy-version-110.pdf>

Lighting Africa (2018): Off-Grid Solar Market Trends Report 2018 - https://www.lightingafrica.org/wp-content/uploads/2018/02/2018_Off_Grid_Solar_Market_Trends_Report_Full.pdf

Lighting Global - <https://www.lightingglobal.org>

McKinsey (2015): Brighter Africa – The growth potential of the sub-Saharan electricity sector - https://www.mckinsey.com/-/media/McKinsey/dotcom/client_service/EPNG/PDFs/Brighter_Africa-The_growth_potential_of_the_sub-Saharan_electricity_sector.ashx

Multiconsult (2018): Private Investments in Renewable Energy in Developing Countries - https://zero.no/wp-content/uploads/2018/12/ZERO-Norfund-Solklyngen_Report.pdf

Multiconsult (2019): Norwegian Industry Participation in the International Solar Market - https://www.eksportkreditt.no/wp-content/uploads/2019/03/Norwegian-Industry-Participation-in-the-International-Solar-Market_Multiconsult_28FEB2019.pdf

PowerForAll/Greentech (2018): Distributed Models for Grid Extension Could Save African Utilities Billions of Dollars - <https://www.greentechmedia.com/articles/read/grid-extension-done-right-for-sub-saharan-africas-utilities#gs.3p4enq>

Pueyo et al (2016): Cost and returns of renewable energy in Sub-Saharan Africa: a comparison of Kenya and Ghana - http://opendocs.ids.ac.uk/opendocs/bitstream/123456789/11297/1/ER190_CostandReturnsofRenewableEnergyinSubSaharanAfricaAComparisonofKenyaandGhana.pdf

PV Magazine (2018): The path to US\$0.015/kWh solar power, and lower - <https://www.pv-magazine.com/2018/05/25/the-path-to-us0-015-kwh-solar-power-and-lower/>

Statista (2015): Average duration of electricity outages per month in Africa as of 2015, by select country (in hours) - <https://www.statista.com/statistics/617570/average-monthly-electricity-outage-africa-by-select-country/>

Sustainable energy for all (2018-1): Energizing Finance: Understanding the Landscape 2018 - <https://www.seforall.org/EnergizingFinance2018>

Sustainable energy for all (2018-2): Why Wait? Seizing the Energy Access Dividend - <https://www.seforall.org/whywait>

Teknisk Ukeblad (2019) (2019): Den norske solbransjen kan bli like stor som Norges tredje største eksportindustri - https://www.tu.no/artikler/den-norske-solbransjen-kan-bli-like-stor-som-norges-tredje-storste-eksportindustri/459327?utm_source=newsletter&utm_medium=email&utm_campaign=newsletter-2019-03-02

Tesla (2019): Powerwall - <https://www.tesla.com/powerwall>

The Infrastructure Consortium for Africa (2017): Energy Financing Trends - <https://www.icafrica.org/en/topics-programmes/energy/energy-financing-trends/>

Uganda Electricity Regulation Authority (2018): GetFit Power Purchase Agreement - <http://www.era.or.ug/index.php/resource-centre/regulatory-instruments/forms-templates/97-standardised-power-purchase-agreement-ppa-for-the-getfit-program/download>

UNFCCC (2014): AMS-I.L: Electrification of rural communities using renewable energy Version 3.0 - <https://cdm.unfccc.int/methodologies/DB/CCZKY3FSL1T28BNEGDRSCKSOYOWVA>



Partner companies in the Solar Energy Cluster Norway that are active in the off-grid sector


For a full overview of all partners in the Norwegian Solar Energy Cluster, please visit our webpage:
<http://solenergiklyngen.no/partnerskap/>

Pico Solutions and Solar Home Systems

<p>BRIGHT Products</p> <p>BR!GHT</p>	<p>BRIGHT is a Norwegian solar product company catering to anyone who needs to be less dependent on the electrical grid, whether by choice or by living in off-grid or bad-grid communities.</p> <p>We believe that by spreading knowledge about the benefits of clean solar energy and by innovating products, distribution and financing of efficient small-scale solar products, we can solve the lighting and charging needs of millions of individuals.</p> <p>Children use BRIGHT solar lamps to do homework at night. Women illuminate their paths for safety. Families power their homes. Travelers light up the dark. Entrepreneurs run their businesses and charge their phones.</p> <p>Four years after launch more than 2 million BRIGHT lamps are solving everyday problems for more than 8 million people.</p> <p>www.bright-products.com</p>
<p>Solar Village</p> 	<p>Solar Village is a Norwegian company on a mission to improve African smallholder farmers' yields and standard of living. We develop, manufacture, distribute and finance smart solar energy solutions tailored to the needs and aspirations of smallholder farmers in Africa.</p> <p>Our main product is the Battery Stick™. The stick powers two herbicide, insecticide, and fungicide sprayers of Micron, a leading manufacturer of specialist sprayers and weed control equipment. These sprayers have been developed specifically for the African smallholder user and are safe and highly labour and water saving. At home, the Battery Stick™ is a power source for a range of desirable household appliances (e.g. lamps, TV and fan).</p> <p>Solar Village has been active in Zambia since 2015, working with two cotton companies, Alliance Gineries and Parrogate, organising more than 100,000 farmers. Product trials with other cotton companies in 4 additional markets in West, East and Southern African markets are currently ongoing.</p> <p>hwww.solarvillage.no</p>
<p>SUNami Solar</p> 	<p>SUNami Solar brings clean and affordable solar energy to off-grid homes and micro enterprises in Eastern Africa. Our core product is a solar home system with a proprietary integrated pay-as-you-go software platform. We offer our customers solar packages on a lease-to-own model, including income generating appliances, thereby contributing to creating new jobs, reduce poverty and increase societal inclusion.</p> <p>SUNami Solar is an international company originated in Norway with offices in Norway, Kenya and Uganda, and a pilot in Malawi. We provide high-end services that not only gives access to solar energy and job appliance packages, but also to awareness building, entrepreneurship training, and free installation and on-site support of the product during its life span. Our vision is to bring electricity to every home in the rural areas of East-Africa at an affordable rate and build awareness of income generating opportunities with solar energy.</p> <p>www.sunamisolar.com</p>
<p>Wattero</p> 	<p>Wattero is working to enable energy sharing in rural West Africa. We identify areas without connection to the power grid and offer affordable and high-quality solar solutions with flexible payment plans. We currently have one project running in Ivory Coast, project Godjiboué - securing 350 people affordable solar energy.</p> <p>We are motivated by the possibility of providing affordable, solar energy to people who need it, enabling development, empowerment, and sustainability.</p> <p>www.wattero.com</p>

Micro-/mini-grid and commercial installations





<p>Current Solar</p>	<p>Current Solar AS is a Norwegian developer of on and off – grid floating PV solutions on fresh water dams and reservoirs. The company can provide cost effective modular floating solutions in scale from 3.5 KW to several MW based on a proprietary composite mounting structure which is combined with locally available HDPE pipes. The systems can be assembled locally with low cost and easy installation. An off – grid demo units has been in operation at a fish farm in Singapore since the summer of 2017. A 50 KW grid connected floating system will be installed at the University of Jaffna, Sri Lanka during 2019.</p> <p>www.currentsolar.no</p>
<p>Eltek</p> 	<p>Eltek is a world leading manufacturer of modular power conversion solutions. The larger portion of Eltek's revenue is within power solutions for telecom infrastructure, including solar and solar-hybrid solutions.</p> <p>Eltek also offers a wide range of modular solutions for rural electrification and solar micro grids. With modular solutions the systems can easily be adapted to various energy and power requirements from below 1 kW to well above 100kW, for poor grid or off grid applications.</p> <p>Through our parent company, Delta Electronics, Eltek do also have access to a full range of grid tied solar inverters.</p> <p>With offices in 40 countries and business in more than 100 countries, Eltek is in a position to provide complete turn key solutions.</p> <p>www.eltek.com</p>
<p>GETEK</p> 	<p>Getek is offering both grid connected PV-solar systems and off grid solar hybrid systems.</p> <p>With our 30 years of experience we have proven to be a long-term solution for renewable energy.</p> <p>We have done projects in Antarctica, at the Bouvet Island, Uganda, Kuwait, Norway, among other countries.</p> <p>With our unique container-based APS (Autonomously Power System), for off grid and micro grid power supply, we offer electrical power wherever it is needed.</p> <p>GETEK is a full-service provider, as we are certified both to design and to install PV systems.</p> <p>It is important for us to have a solid knowledge about our products, and by testing, installation and maintenance we are ensuring quality in every step of the way.</p> <p>www.getek.no</p>

Kube Energy	<p>Kube Energy provides international organizations with off-grid solar energy solutions. Our goal is to help these organizations transition from diesel generators to solar to reduce operating costs, improve aid effectiveness and reduce their environmental footprint and CO2 emissions.</p> <p>Kube Energy finances, installs, owns and maintains the solar systems for a monthly fee, allowing our customers to transition to solar and start realizing cost savings from day one.</p> <p>www.kubeenergy.com</p>
Sunergy 	<p>SunErgy is a Norwegian company being active in off grid villages solar electrification in 92 villages with 116 000 families or 600 000 persons in the Southwest region of Cameroon according to agreement with the Republic of Cameroon.</p> <p>On the same grid SunErgy also offers cable TV and Internet, thus giving the villagers access to the outside world, enabling them to escape poverty, moving into a brighter and more prosperous future through economic growth and development.</p> <p>SunErgy cooperates and have excellent support from the governments of Norway and Cameroon as well as world recognized and leading equipment suppliers.</p> <p>www.sunergypower.org</p>


Engineering consultancy and project management

Asplan Viak 	<p>Asplan Viak AS is one of the most experienced companies regarding solar energy in Norway, and has extensive experience with building integrated solar systems. We have participated in various building projects with solar energy in all phases from conceptual to follow up after construction, including the tendering process. We are also regarded as nationally leading on Life cycle assessment (LCA) and environmental analysis. We are experts in integrating solar energy into the concept of a building to achieve optimal solutions. We are also partners in the Powerhouse collaboration and tenants in Powerhouse, www.powerhouse.no, and have first-hand experience with the daily operation and use of an energy positive building with solar cells.</p> <p>www.asplanviak.no</p>
Multiconsult 	<p>Multiconsult is one of the leading firms of consulting engineers and designers in Norway and Scandinavia, with 2,850 permanent staff and expertise spanning a wide range of disciplines.</p> <p>Multiconsult has the biggest and most qualified group of solar energy experts in Norway. Our experienced solar professionals work on national and international projects for a range of different clients (industry, utilities, EPCs, project developers, investors, IPPs, financing groups and governmental bodies) and of various sizes: from home systems and off-grid installations to multi MW-scale grid-connected power plants (ground-mounted, floating or on rooftops). We provide advisory services in all phases of solar projects, from early strategic guidance to feasibility assessments and detailed design, construction supervision, commissioning and monitoring.</p> <p>www.multiconsultgroup.com</p>
Norconsult	<p>Norconsult is Norway's largest multidisciplinary consultancy firm, and one of the leading ones in the Nordic region. With innovative and targeted advice, we help customers achieve economic growth and success – for a sustainable and healthy society.</p> <p>We find effective and renewable energy solutions to be important. Solar energy is becoming a natural integrated part of these solutions, either as solar PV or thermal energy, or both.</p> <p>We provide assistance the entire way from possibility studies, project development, technical design, creation of tender papers, acquisition and take-over.</p> <p>On the international market, Norconsult operates mainly in Africa.</p> <p>NB Solar Africa is a joint venture company that will develop solar PV /hybrid power plants and offers comprehensive service to investors and large consumers of power and IPPs.</p> <p>www.norconsult.no</p>
Ressurs & Miljø 	<p>Resources & Environment (Ressurs & Miljø) was established in January 2010 by experienced specialists within water-, energy- and environmental - sector. We have long experience with energy efficiency and renewable energy in industry as well as service- and commercial buildings in developing countries.</p> <p>Our main focus is solar energy, which is installed in combination with both other renewables and diesel gensets. We provide support in all phases of the project, from the idea to start up and take over. We work with different technologies, including photovoltaic and solar thermal systems, mounted on ground or on all types of roofs and facades, including BIPV.</p> <p>Resources & Environment has clients within water, energy and environment. Advising both in Norway and abroad. We work as advisors and dialogue collaborators for industrial companies, commercial buildings and public authorities.</p> <p>www.where.no</p>




Technology development and production

Aventa Solar 	<p>Aventa is a Norwegian solar heat company that has developed innovative solar thermal energy solutions for structural integration. The STE-concept gives economically competitive solar energy in the form of roof and/or facade coverage. In addition, we deliver self-circulating (thermal syphon) solar heat systems that are especially viable for creating hot tapwater in refugee camps. The activity encompasses nearly the entire value chain, from product development to installation and follow-up on solar thermal energy systems. The main goal is concept-development and production. We offer complete solutions containing solar thermal energy systems, heat storages, and electronic management systems. In addition, Aventa is in a strong position in research communities, and we are active partners of FoU in large national and international collaboration projects.</p> <p>www.aventa.no</p>
Norsun 	<p>NorSun specializes in mono crystalline N-type wafers for high efficiency solar cells. Since the start up of the factory in Årdal 10 years ago, NorSun has delivered wafers equivalent to 2,8 GW to tier 1 cell producers such as Sunpower, LGE, Tesla (Solarcity) and Panasonic. Sunpower have set the world record in cell efficiency of 25% with NorSun wafers. The high efficiency has also made NorSun a leader in delivering wafers for roof top applications. Due to sustainable production in Norway and focus on the environmental impact of wafer production, NorSun is able to produce wafers with the world's lowest CO2 footprint as certified by French authorities.</p> <p>www.norsun.no</p>
Pixii	<p>Pixii is a Norwegian technology company that develops innovative power conversion systems for battery-based energy storage for various applications, both off-grid and grid-tied. The Pixii system can be configured for services such as solar energy optimisation, generator optimisation, and support of the (micro) grid's power capacity and quality. The power capacity for each complete Pixii system is in the range of 3-120kW. Additional systems can be added in parallel to increase the total capacity. Pixii can provide both complete energy storage systems as well as the power conversion units to other system integrators.</p> <p>www.pixii.com</p>
REC 	<p>Founded in Norway in 1996, REC is a leading vertically integrated solar energy company. Through integrated manufacturing from silicon to wafers, cells, high-quality panels and extending to solar solutions with low carbon footprint.</p> <p>REC provides the world with a reliable source of clean energy. REC's renowned product quality is supported by the lowest warranty claims rate in the industry.</p> <p>REC is a Bluestar Elkem company with headquarters in Norway and operational headquarters in Singapore. REC employs more than 2,000 employees worldwide, producing 1.5 GW solar panels annually.</p> <p>www.recgroup.com</p>
Tarpon Solar 	<p>Tarpon Solar specializes in flexible thin film solar cells reinforced by membrane technology for commercial, public and private use. Our solar membranes combine the advantages of capturing renewable solar energy with providing protection against the sun, wind and rain.</p> <p>We can customize the membranes to suit the requirements of every application. Our products are light, strong and long lasting solar membranes with the most suitable solar cell technologies for each project.</p> <p>We are developing an automated and cost-effective production method that enables supply of large and small quantities of products of all shapes, sizes and colors.</p> <p>The flexible solar membranes can be used as stand-alone structures, on a tent framework, awnings on a building and many other applications where traditional solar panels are not suitable.</p> <p>www.tarponsolar.no</p>


Software development and smart solutions

Eyasys 	<p>Eyasys provides complete solutions in the crossroads of safety, security, software and if required customized hardware. The founders and management team of Eyasys have a broad experience from the system engineering, IT security and software development for government sector, oil and gas industry and telecom. We have background from leading global corporations and delivering solutions to demanding customers on all continents.</p> <p>In Eyasys we focus on providing innovative solutions with high quality. We especially focus on long-term mutually beneficial customer relationships.</p> <p>www.eyasys.no</p>
mPower Technology AS	<p>Development of products with related digital infrastructure, contributing to the establishment of jobs, particularly in developing countries. Distribution and roll-out of mentioned products together with innovative business models, alone or in cooperation with selected partners, with complementary infrastructure and/or products.</p> <p>First product out (under testing/piloting): mPowerStation - a solar driven charging station for mobile phones, with a digital backend and a self-service payment and identification App for the phones to be charged. One mPowerStation in operation = revenue base for one person.</p>

Innovation and investments

<p>Differ</p> 	<p>Differ's business idea is to help scale up small-scale carbon reduction technologies (e.g. PV and energy efficiency) in developing countries through investing in start-ups (cash and sweat equity), developing our own concepts and companies, and offer considerable advising. Differ also delivers solar systems and services to private households, schools, health clinics, multi-purpose centres and other smaller building constructions in developing countries.</p> <p>Differ is focusing on humanitarian projects, working with both organizations within the UN and NGOs.</p> <p>The company was founded in November 2010 by entrepreneurs that previously have started and developed companies like Renewable Energy Corporation (REC) and Point Carbon.</p> <p>www.differgroup.com</p>
<p>Empower New Energy</p> 	<p>Empower New Energy is a renewable impact investment company with a mandate to invest equity and raise climate finance for small and medium scale projects, typically 1-10 MW projects that have a long-term power sales agreement with the energy off-taker. Initially, we are focusing on Africa with the intention to expand to selected markets in North Africa, Asia and South America. We work in close collaboration with our project development partners, preparing the projects for investment by our impact investment fund. Our projects ensure both cost savings and reliable electricity supply for the off-takers and reduce their vulnerability of natural disasters and fluctuating fossil fuel prices.</p> <p>Our value proposition is to provide a lean and flexible financing platform which allows for diverse, medium scale projects to be built around industry, agriculture and commercial activity, with the primary aim to increase the speed of change from fossil energy to a renewable energy society.</p> <p>Our main office and investors are in Norway. Our project office in Kenya, and we have a representative office in Ghana</p> <p>www.empowernewenergy.com</p>
<p>TechBridge Invest</p> 	<p>TechBridge Invest builds and invests in scalable, sustainable businesses in East Africa. We create value through training, investments and active ownership.</p> <p>Our flagship company is SUNami Solar Ltd, where the vision is to bring electricity to every home in Africa. It is made affordable by offering pay-as-you-go leasing services as well as installation and maintenance on site. SUNami also offers job creation packages to generate income to the households.</p> <p>www.techbridgeinvest.com</p>

Legal advisors

<p>Business Law Firm SANDS</p> 	<p>SANDS is one of the largest and most well-known business law firms in Norway, with a team of over 160 lawyers. We are a full service business law firm with offices in Oslo, Trondheim, Bergen, Stavanger, Ålesund, Tromsø, and Tønsberg.</p> <p>SANDS has lawyers with considerable international experience, and legal or management experience from industry. Our organization is seamless, and provides a wide range of competence regardless of location.</p> <p>SANDS has a special interest in the energy sector, and renewable energy in particular. We provide assistance to several companies and consider solar energy the most relevant in the field of renewables in the years to come. This should also provide opportunities and growth for those companies.</p> <p>www.sands.no</p>
--	--

